

Mumbai Metro Rail Corporation Ltd.

Metro Line – 3

(Colaba – Bandra - SEEPZ)

List of Certified Baseline Socio – Economic Survey (BSES)

Map No. 2

VIDHAN BHAVAN

(PAGE No – 1 to 7)

Name of Project : MUMBAI METRO LINE 3 (COLABA - BANDRA - SEEPZ)

TABLE A1 : Structure-related information (for households only)

Cont. Sr. No.	Map Sr. No.	Identification No.	Name of the Owner	Name of the Occupant of Structure	Type of structure			Carpet Area (In Sq. Mtrs.)	Type of use	Occupancy status	Ye cons
					Roof	Wall	Floor				
1	2	3	4	5	6	7	8	9	10	11	
MAP NO. 02 VIDHAN BHAVAN											
2	1	1	Maharashtra Pradesh Congress Committee	Maharashtra Pradesh Congress Committee	G. I.	Brick	Tiles	329.00	Other	Z	1
3	2	5	Directors Of Accounts & Treasurers	Directors Of Accounts & Treasurers	G. I.	Brick	Tiles	652	Other	Z	1
4	3	6	Bharatiya Republican Party Bahujan Mahasangh	Bharatiya Republican Party Bahujan Mahasangh	G. I.	Brick	Tiles	69.3	Other	Z	1
5	4	7	P.W.D. Office	P.W.D. Office	G. I.	Brick	Tiles	69.30	Other	Z	1
6	5	8	Shivalaya	Shivalaya	G. I.	Brick	Tiles	250	Other	Z	1
7	6	9	Lahu Appa Somale	Lahu Appa Somale	G. I.	Brick	Tiles	15.43	Residential	Occupant	1
8	7	10	Samajwadi Party	Samajwadi Party	G. I.	Brick	Tiles	12.11	Other	Z	1
9	8	11	Shetakari Kamgar Party	Shetakari Kamgar Party	G. I.	Brick	Tiles	5.81	Other	Z	1
10	9	12	Employment Office	Employment Office	G. I.	Brick	Tiles	668.36	Other	Z	1
11	10	14	Deputy Engineer Mechanical Store Sub. Division Mumbai	Deputy Engineer Mechanical Store Sub. Division Mumbai	G. I.	Brick	Tiles	67.76	Other	Z	1
12	11	15	Chief Presenting Officer Matt Court Mumbai	Chief Presenting Officer Matt Court Mumbai	G. I.	Brick	Tiles	165.55	Other	Z	1
13	12	16	Maharashtra Administration Tribunal	Maharashtra Administration Tribunal	G. I.	Brick	Tiles	296.16	Other	Z	2
14	13	17	MATT Bar Association	MATT Bar Association	G. I.	Brick	Tiles	306.5	Other	Z	2
15	14	18	Supply Commissioner Office Mumbai	Supply Commissioner Office Mumbai	G. I.	Brick	Tiles	280.28	Other	Z	1
16	15	19	Controller of Legal Matrology Department Mumbai	Controller of Legal Matrology Department Mumbai	G. I.	Brick	Tiles	169.4	Other	Z	1
17	16	20	R&R Revenue & Forest Department	R&R Revenue & Forest Department	G. I.	Brick	Tiles	69.3	Other	Z	1
18	17	21	Controller of Legal Matrology Department Mumbai	Controller of Legal Matrology Department Mumbai	G. I.	Brick	Tiles	43.12	Other	Z	1
19	18	22	R&R Revenue & Forest Dept.	R&R Revenue & Forest Dept.	G. I.	Brick	Tiles	23.1	Other	Z	1
20	19	23	Water Supply Department	Water Supply Department	G. I.	Brick	Tiles	43.89	Other	Z	1
21	20	24	Directorate of Prosecution Maharashtra State Mumbai	Directorate of Prosecution Maharashtra State Mumbai	G. I.	Brick	Tiles	211.75	Other	Z	1
22	21	25	Urban Development Department	Urban Development Department	G. I.	Brick	Tiles	67.76	Other	Z	1
23	22	26	Ramachandra Sadashiv Ramgade	Ramachandra Sadashiv Ramgade	G. I.	Brick	Tiles	14.26	Residential	Occupant	1
24	23	27	Arun Govind Kinjalkar	Arun Govind Kinjalkar	G. I.	Brick	Tiles	14.26	Residential	Occupant	1
25	24	28	Vijay Ramachandra Ganjekar	Vijay Ramachandra Ganjekar	G. I.	Brick	Tiles	14.26	Residential	Occupant	1
26	25	29	Ramesh Tukaram Palye	Ramesh Tukaram Palye	G. I.	Brick	Tiles	14.26	Residential	Occupant	1
27	26	30	Malati Lavangare	Malati Lavangare	G. I.	Brick	Tiles	25.56	Residential	Occupant	1
28	27	31	Dilip Dattatraya Naik	Dilip Dattatraya Naik	G. I.	Brick	Tiles	25.56	Residential	Occupant	1
29	28	32	PWD Godown	PWD Godown	G. I.	Brick	Tiles	61.62	Other	Z	1
30	29	33	PWD Storage Room	PWD Storage Room	G. I.	Brick	Tiles	55.82	Other	Z	1
31	30	34	Director of Accounts and Treasury	Director of Accounts and Treasury	G. I.	Brick	Tiles	117	Other	Z	1




* Type of Use : Res – cum – Comm = Res-cum-Commercial.

** Occupant = Owner, L = Locked/Non-responsive and Z = 'Other' structures.

Name of Project : MUMBAI METRO LINE 3 (COLABA - BANDRA - SEEPZ)

TABLE A1 : Structure-related information (for households only)

Cont. Sr. No.	Map Sr. No.	Identification No.	Name of the Owner	Name of the Occupant of Structure	Type of structure			Carpet Area (In Sq. Mtrs.)	Type of use	Occupancy status	Year of construction
					Roof	Wall	Floor				
1	2	3	4	5	6	7	8	9	10	11	12
32	31	35	Vidarbh Intensive Irrigation Development Program	Vidarbh Intensive Irrigation Development Program	G. I.	Brick	Tiles	64	Other	Z	19
33	32	36	Rural Development Department	Rural Development Department	G. I.	Brick	Tiles	88	Other	Z	19
34	33	37	Pay and Accounts Department	Pay and Accounts Department	G. I.	Brick	Tiles	144	Other	Z	19
35	34	38	Director of Accounts and Treasury	Director of Accounts and Treasury	G. I.	Brick	Tiles	124	Other	Z	19
36	35	39	Bhimalaya (Peoples Republican Party)	Bhimalaya (Peoples Republican Party)	G. I.	Brick	Tiles	125	Other	Z	19
37	36	40	Pay and Accounts Department	Pay and Accounts Department	G. I.	Brick	Tiles	50	Other	Z	19
38	37	41	Forth Finance Commission	Forth Finance Commission	G. I.	Brick	Tiles	18.4	Other	Z	19
39	38	42	Food & Civil Supplies and Consumer Protection Department	Food & Civil Supplies and Consumer Protection Department	G. I.	Brick	Tiles	72	Other	Z	19
40	39	43	Pay and Accounts Department	Pay and Accounts Department	G. I.	Brick	Tiles	745.89	Other	Z	19
41	40	44	Pay and Accounts Department	Pay and Accounts Department	G. I.	Brick	Tiles	378.61	Other	Z	19
42	41	45	PWD Electrical Department	PWD Electrical Department	G. I.	Brick	Tiles	47.85	Other	Z	19
43	42	46	Nationalist Congress Party	Nationalist Congress Party	G. I.	Brick	Tiles	1366.49	Other	Z	19
44	43	47	Mahatma Phule Vikas Mahamandal	Mahatma Phule Vikas Mahamandal	G. I.	Brick	Tiles	170	Other	Z	19
45	44	48	Ambedkar, Phule, Shahu Charitra Sadhane Prakashan Samiti	Ambedkar, Phule, Shahu charitra sadhane prakashan samiti	G. I.	Brick	Tiles	33	Other	Z	19
46	45	49	Stage Performance Scrutiny Board	Stage performance scrutiny Board	G. I.	Brick	Tiles	109	Other	Z	19
47	46	50	Director General of Information & Public Relation	Director General of Information & Public Relation	G. I.	Brick	Tiles	267	Other	Z	19
48	47	51	Maharashtra State Government Employees Confederation	Maharashtra State Government Employees Confederation	G. I.	Brick	Tiles	122.4	Other	Z	19
49	48	52	Republican Party of India (Democratic)	Republican Party of India (Democratic)	G. I.	Brick	Tiles	73.86	Other	Z	20
50	49	53	PWD Office	PWD Office	G. I.	Brick	Tiles	63.35	Other	Z	20
51	50	54	Suresh Ragho Chiplunkar	Suresh Ragho Chiplunkar	G. I.	Brick	Tiles	9.29	Residential	Occupant	19
52	51	55	Maniben Mohan Solanki	Maniben Mohan Solanki	G. I.	Brick	Tiles	8.92	Residential	Occupant	19
53	52	56	Shekhar Kannan Mani	Shekhar Kannan Mani	G. I.	Brick	Tiles	9.29	Residential	Occupant	19
54	53	57	Hanuman Temple	Hanuman Temple	G. I.	Brick	Tiles	34	Other	Z	20
55	54	58	Kamala Harikisan Paragi	Kamala Harikisan Paragi	G. I.	Brick	Tiles	7.43	Residential	Occupant	19



* Type of Use : Res - cum - Comm = Res-cum-Commercial.

** Occupant = Owner, L = Locked/Non-responsive and Z = 'Other' structures.

Name of Project : MUMBAI METRO LINE 3 (COLABA - BANDRA - SEEPZ)

TABLE A2 : Household level Baseline Socio-Economic Data

Cont. Sr. No.	Map Sr. No.	Identification No.	Name of Head of Household	Sex	Tenure status	Caste	Mother Tongue	Family Size	Type of Family	No. of Married Couples	Monthly House-hold Income (Rs.)	Monthly per capita Income (Rs.)	Vulnerable
1	2	3	4	5	6	7	8	9	10	11	12	13	14
MAP NO. 02 VIDHAN BHAVAN													
1	1	9	Lahu Appa Somale	Male	Government	General	Marathi	4	Joint	3	50000	12500	
2	2	26	Ramchandra Sadashiv Ramgade	Male	Government	OBC	Marathi	5	Joint	1	0	0	
3	3	27	Arun Govind Kinjalkar	Male	Government	OBC	Marathi	4	Joint	1	14000	3500	
4	4	28	Vijay Ramchandra Ganjekar	Male	Government	OBC	Marathi	4	Joint	1	0	0	
5	5	29	Ramesh Tukaram Palye	Male	Government	OBC	Marathi	4	Joint	1	0	0	
6	6	30	Malati Lavangare	Female	Government	OBC	Marathi	0	Joint	1	0	0	
7	7	31	Dilip Dattatraya Naik	Male	Government	OBC	Marathi	4	Joint	1	0	0	
8	8	54	Suresh Ragho Chiplunkar	Male	Government	General	Marathi	3	Joint	1	12000	4000	
9	9	55	Maniben Mohan Solanki	Female	Government	OBC	Gujarati	9	Joint	1	33500	3722	
10	10	56	Shekhar Kannan Mani	Male	Government	OBC	Hindi	5	Joint	1	7000	1400	
11	11	58	Kamala Harikisan Paragi	Female	Government	OBC	Hindi	3	Nuclear	0	8500	2833	

* Caste : Refers only to Hindus. 'Others' refers to households which are not Hindu. L = Locked/Non-responsive


** Couple = 0 There are no couples in these houses.

*** 1 : Households below the monthly household income of Rs. 2,500.

2 : Women-headed households not having male of above 21 years.

3 : Women-headed household having income upto Rs. 5,000 per month.


4 : Not vulnerable (including income reported).



Name of Project : MUMBAI METRO LINE 3 (COLABA - BANDRA - SEEPZ)

TABLE A3 : Socio Economic profile of PAPs (for individuals)

Cont. Sr. No.	Map Sr. No.	Identification No.	Sr. No.	Name of the Individual	Relation with Head of Household	Sex	Age	Marital Status	Education	Employment	Mon Inco (In R
1	2	3	4	5	6	7	8	9	10	11	12
MAP NO. 02 VIDHAN BHAVAN											
1	1	9	1	Lahu Appa Somale	HOH	Male	58	Married	10	1	150
2	2	9	2	Jayvanti Lahu Somale	Wife	Female	56	Married	10	7	0
3	3	9	3	Ashok Chandrakant Somale	Nephew	Male	28	Married	12	3	350
4	4	9	4	Sambhaji Lahu Somale	Son	Male	27	Married	12	0	L
5	5	26	1	Ramchandra Sadashiv Ramgade	HOH	Male	57	Married	4	1	0
6	6	26	2	Lata Ramgade	Wife	Female	53	Married	4	7	0
7	7	26	3	Neeta Ramgade	Daughter	Female	31	Unmarried	8	2	0
8	8	26	4	Vinaya Ramgade	Daughter	Female	28	Unmarried	10	2	0
9	9	26	5	Mandar Ramgade	Son	Male	24	Unmarried	10	2	0
10	10	27	1	Arun Govind Kinjalkar	HOH	Male	48	Married	4	1	140
11	11	27	2	Aruna Kinjalkar	Wife	Female	43	Married	7	7	0
12	12	27	3	Bharti Kinjalkar	Daughter	Female	15	Unmarried	10	5	0
13	13	27	4	Aarti Kinjalkar	Daughter	Female	10	Unmarried	6	5	0
14	14	28	1	Vijay Ramchandra Ganjekar	HOH	Male	48	Married	10	1	0
15	15	28	2	Varsha Ganjekar	Wife	Female	42	Married	10	7	0
16	16	28	3	Deepika Ganjekar	Daughter	Female	19	Unmarried	14	5	0
17	17	28	4	Diksha Ganjekar	Daughter	Female	17	Unmarried	12	5	0
18	18	29	1	Ramesh Tukaram Palye	HOH	Male	50	Married	10	1	0
19	19	29	2	Roshani Palye	Wife	Female	44	Married	8	7	0
20	20	29	3	Rekha Palye	Daughter	Female	21	Unmarried	14	5	0
21	21	29	4	Sushant Palye	Son	Male	20	Unmarried	13	5	0
22	22	30	1	Malati Lavangare	HOH	Female	L	Married	0	0	L
23	23	31	1	Dilip Dattatrya Naik	HOH	Male	52	Married	10	1	0
24	24	31	2	Shaila Naik	Wife	Female	40	Married	9	7	0
25	25	31	3	Karishma Naik	Daughter	Female	19	Unmarried	14	5	0
26	26	31	4	Ashwini Naik	Daughter	Female	15	Unmarried	10	5	0



Name of Project : MUMBAI METRO LINE 3 (COLABA - BANDRA - SEEPZ)

TABLE A3 : Socio Economic profile of PAPs (for individuals)


Cont. Sr. No.	Map Sr. No.	Identification No.	Sr. No.	Name of the Individual	Relation with Head of Household	Sex	Age	Marital Status	Education	Employment	Monthly Income (In Rs)
1	2	3	4	5	6	7	8	9	10	11	12
27	27	54	1	Suresh Ragho Chiplunkar	HOH	Male	57	Married	12	2	1000
28	28	54	2	Leela	Wife	Female	47	Married	0	2	2000
29	29	54	3	Raju	Son	Male	20	Unmarried	12	0	0
30	30	55	1	Maniben Mohan Solanki	HOH	Female	65	Married	0	0	0
31	31	55	2	Shyam	Son	Male	35	Unmarried	0	2	1200
32	32	55	3	Harish	Son	Male	30	Married	7	2	1000
33	33	55	4	Jeetendra	Son	Male	27	Married	6	2	3500
34	34	55	5	Kusum	Daughter	Female	18	Unmarried	8	0	0
35	35	55	6	Hasumati	Daughter	Female	20	Unmarried	0	0	0
36	36	55	7	Sejal Harish Solanki	Daughter-in-law	Female	25	Married	0	2	800
37	37	55	8	Naitik Harish Solanki	Grand Son	Male	6	Unmarried	1	5	0
38	38	55	9	Nikhil Harish Solanki	Grand Son	Male	4	Unmarried	1	5	0
39	39	56	1	Shekhar Kannan Mani	HOH	Male	39	Married	5	2	700
40	40	56	2	Jayashree	Wife	Female	38	Married	8	0	0
41	41	56	3	Rajeshri	Daughter	Female	17	Unmarried	12	5	0
42	42	56	4	Namdev	Son	Male	15	Unmarried	0	0	0
43	43	56	5	Mary	Mother	Female	70	Married	0	0	0
44	44	58	1	Kamala Harikisan Paragi	HOH	Female	55	Married	0	1	250
45	45	58	2	Kishor	Son	Male	30	Unmarried	5	2	600
46	46	58	3	Aakash	Son	Male	16	Unmarried	10	5	0

* Marital status : 'Others' = widows/widower, separated, divorced and abandoned.

** Education : 19 = nursery, 11 = class 11 & 12, 13 = graduation, 14 = technical diploma and 0 = illiterate.

*** Employment : 1 = government service, 2 = private service, 3 = self employed, 4 = casual labour, 5 = student, 6 = pensioner, 7 = housewife, 8 = transfer income & 0 = others (too young or too old to fit into above categories)

Note : transfer incomes refer to incomes of persons who are not employed but receive money from rent, begging, remittances, etc.




Name of Project : MUMBAI METRO LINE 3 (COLABA - BANDRA - SEEPZ)

TABLE A4 : Basic data on commercial establishments

Cont. Sr. No.	Map Sr. No.	Identif-ication No.	Name of Structure Owner	Name of Establishment Owner	Year of Establ-ishment	Name of Activity	Carpet Area (In Sq. Mtrs.)	Annual Turnover (In Rs.)	No. Emplo
1	2	3	4	5	6	7	8	9	10
MAP NO. 02 VIDHAN BHAVAN									
4	1	2	Manjay Luckychand Ram	Manjay Luckychand Ram	2005	Foot Ware	2	80000	1
5	2	3	Kutumbsakhi Sahakari Audyogik Utpadak Sanstha	Kutumbsakhi Sahakari Audyogik Utpadak Sanstha	1997	Zhunka Bhakar Kendra	16.04	7900000	9
6	3	4	Nitin Ramesh Aher	Nitin Ramesh Aher	2000	Coconut Shop	2.25	125000	1
7	4	13	Ramchandra Dagdu Sawant	Ramchandra Dagdu Sawant	1995	Hotel	13.93	135000	0

L = Locked / Non-response




Name of Project : MUMBAI METRO LINE 3 (COLABA - BANDRA - SEEPZ)

Table A5 : Baseline socio-economic data of those working in commercial establishments for employees, owners and family members

Cont. Sr. No.	Map Sr. No.	Identif-ication No.	Sr. No.	Name of Employees	Age	Sex	Literacy status	Class attended	Travel time from residence (in minutes)	Monthly Salary (In Rs.)	Nature of work (work status)
1	2	3	4	5	6	7	8	9	10	11	12
MAP NO. 02 VIDHAN BHAVAN											
4	1	2	1	Manjay Luckychand Ram	30	Male	Literate	3	0	6000	Owner
5	2	3	1	Sharada Deshpande	55	Female	Literate	8	30	6000	Worker
6	3	3	2	Alka Rane	58	Female	Literate	2	120	4500	Worker
7	4	3	3	Rekha Vaidya	55	Female	Literate	5	120	5000	Worker
8	5	3	4	Priya Patkar	48	Female	Literate	4	90	6000	Worker
9	6	3	5	Snehal Asukkar	46	Female	Literate	9	120	6000	Worker
10	7	3	6	Neeta Belose	43	Female	Literate	10	30	5500	Worker
11	8	3	7	Usha Bhurke	50	Female	Literate	10	30	6000	Worker
12	9	3	8	Savali Salunhhe	42	Female	Literate	10	30	5500	Worker
13	10	3	9	Anita Bane	40	Female	Literate	10	30	4500	Worker
14	11	4	1	Mohd. Ali	26	Male	Illiterate	0	30	7000	Worker
15	12	13	1	Girish Sawant	29	Male	Literate	15	0	0	Worker
16	13	13	2	Shivaji Gudekar	56	Male	Literate	7	30	5000	Worker
17	14	13	3	Bindu Yadav	24	Male	Illiterate	0	30	5000	Worker

* Class attended : No Information has been recorded for Illiterate persons.

L = Locked / Non- responsive.



* Class attended : No Information has been recorded for Illiterate persons.

L = Locked / Non- responsive.