

Mumbai Metro Rail Corporation Ltd.

**Metro Line - 3
(Colaba-Bandra-Seepez)**

List of Certified Baseline Socio - Economic Survey (BSES)

Map No. 24

MAROL NAKA


(Page 1 - 20)

Date : 17/03/2017

Name of Project : MUMBAI METRO LINE 3 (COLABA - BANDRA - SEEPZ)

TABLE A1 : Structure-related information (for households only)

Cont. Sr. No.	Map Sr. No.	Identification No.	Name of the Owner	Name of the Occupant of Structure	Type of structure			Carpet Area (In Sq. Mtrs.)	Type of use	Occupancy status	Year of construction
					Roof	Wall	Floor				
1	2	3	4	5	6	7	8	9	10	11	12
MAP NO. 24 MAROL NAKA											
1	1	87	Mumtaz A Khan (Used as Congress Party Office)	Mumtaz A Khan (Used as Congress Party Office)	G. I.	Brick	Tiles	20.00	Other	Z	2000
2	2	88	Chimat Pada Police chowki	Chimat Pada Police chowki	G. I.	Brick	Tiles	20.64	Other	Z	L
3	3	104	Marol Fire Station Office	Marol Fire Station Office	RCC	Brick	Tiles	51.09	Other	Z	1964
4	4	105	Marol Fire Station Office	Marol Fire Station Office	RCC	Brick	Tiles	51.09	Other	Z	1964
5	5	106	Marol Fire Station Office	Marol Fire Station Office	RCC	Brick	Tiles	51.09	Other	Z	1964
6	6	107	Ajay Jyotiram Jadhav	Ajay Jyotiram Jadhav	RCC	Brick	Tiles	51.09	Residential	Occupant	1964
7	7	108	Marol Fire Station Office	Marol Fire Station Office	RCC	Brick	Tiles	51.09	Other	Z	1964
8	8	109	Prafull Shantaram Patil	Prafull Shantaram Patil	RCC	Brick	Tiles	51.09	Residential	Occupant	1964
9	9	110	Aatmaram Jagdamprasad Mishra	Aatmaram Jagdamprasad Mishra	RCC	Brick	Tiles	51.09	Residential	Occupant	1964
10	10	111	Aadesh Narmadaprasad Varma	Aadesh Narmadaprasad Varma	RCC	Brick	Tiles	51.09	Residential	Occupant	1964
11	11	112	Lock (Demolished)	Lock (Demolished)	RCC	Brick	Tiles	51.09	Residential	Occupant	1964
12	12	113	Lock (Demolished)	Lock (Demolished)	RCC	Brick	Tiles	51.09	Residential	Occupant	1964
13	13	114	Hemant Dattatray Parab	Hemant Dattatray Parab	RCC	Brick	Tiles	51.09	Residential	Occupant	1964
14	14	115	Mahendra Yashwant Mithbavkar	Mahendra Yashwant Mithbavkar	RCC	Brick	Tiles	51.09	Residential	Occupant	1964
15	15	116	Lock (Demolished)	Lock (Demolished)	RCC	Brick	Tiles	51.09	Residential	Occupant	1964
16	16	117	Lock (Demolished)	Lock (Demolished)	RCC	Brick	Tiles	51.09	Residential	Occupant	1964
17	17	118	Lock (Demolished)	Lock (Demolished)	RCC	Brick	Tiles	51.09	Residential	Occupant	1964
18	18	134	Electric Meter Cabin	Electric Meter Cabin	G. I.	Brick	Coba	5.12	Other	Z	1995
19	19	135	Non responsive	Non responsive	GI	Brick	Tiles	11.82	Residential	Occupant	1995
20	20	136	Non responsive	Non responsive	GI	Brick	Tiles	41.35	Residential	Occupant	1995
21	21	137	Non responsive	Non responsive	GI	Brick	Tiles	17.89	Residential	Occupant	1995
22	22	138	Non responsive	Non responsive	GI	Brick	Tiles	16.94	Residential	Occupant	1995
23	23	139	WC	WC	GI	Brick	Tiles	2.23	Other	Z	1995
24	24	140	Non responsive	Non responsive	GI	Brick	Tiles	56.69	Residential	Occupant	1995
25	25	141	Non responsive	Non responsive	GI	Brick	Tiles	15.01	Residential	Occupant	1995
26	26	142	Non responsive	Non responsive	GI	Brick	Tiles	15.98	Residential	Occupant	1995
27	27	143	Non responsive	Non responsive	GI	Brick	Tiles	18.48	Residential	Occupant	1995
28	28	144	Bathroom	Bathroom	GI	Brick	Tiles	9.05	Other	Z	1995



Majumdar

* Type of Use : Res – cum – Comm = Res-cum-Commercial.

** Occupant = Owner, L = Locked/Non-responsive and Z = 'Other' structures.

Name of Project : MUMBAI METRO LINE 3 (COLABA - BANDRA - SEEPZ)

TABLE A2 : Household level Baseline Socio-Economic Data

Cont. Sr. No.	Map Sr. No.	Identi-fication No.	Name of Head of Household	Sex	Tenure status	Caste	Mother Tongue	Family Size	Type of Family	No. of Married Couples	Monthly House-hold Income (Rs.)	Monthly per capita Income (Rs.)	Vulne- rable Cate- gory
1	2	3	4	5	6	7	8	9	10	11	12	13	14
MAP NO. 24 MAROL NAKA													
1	1	107	Ajay Jyotiram Jadhav	MALE	Owner	General	Marathi	3	Nuclear	1	L	L	L
2	2	109	Prafull Shantaram Patil	MALE	Owner	General	Marathi	2	Nuclear	1	27000	27000	4
3	3	110	Aatmaram Jagdamprasad Mishra	MALE	Owner	General	Hindi	5	Nuclear	1	45000	11250	4
4	4	111	Aadesh Narmadaprasad Varma	MALE	Owner	General	Hindi	3	Nuclear	1	80000	40000	4
5	5	114	Hemant Dattatray Parab	MALE	Owner	General	Marathi	4	Nuclear	1	30000	10000	4
6	6	115	Mahendra Yashwant Mithbavkar	MALE	Owner	General	Marathi	4	Nuclear	1	47000	15666	4

* Caste : Refers only to Hindus. 'Others' refers to households which are not Hindu. L = Locked/Non-responsive

** Couple = 0 There are no couples in these houses.

*** 1 : Households below the monthly household income of Rs. 2,500.

2 : Women-headed households not having male of above 21 years.

3 : Women-headed household having income upto Rs. 5,000 per month.

4 : Not vulnerable (including income reported).



[Handwritten signature]

Name of Project : MUMBAI METRO LINE 3 (COLABA - BANDRA - SEEPZ)

TABLE A3 : Socio economic profile of PAPs (for individuals)


Cont. Sr. No.	Map Sr. No.	Identif-ication No.	Sr. No.	Name of the Individual	Relation with Head of Household	Sex	Age	Marital Status	Education	Employment	Monthly Income (In Rs.)
1	2	3	4	5	6	7	8	9	10	11	12
MAP NO. 24 MAROL NAKA											
1	1	107	1	Reshma Jadhav	Wife	Female	22	Married	13	7	L
2	2	107	2	Cherry Jadhav	Daughter	Female	2	Unmarried	L	L	L
3	3	109	1	Priti Patil	Wife	Female	27	Married	13	2	10000
4	4	110	1	Nilam Mishra	Wife	Female	42	Married	13	7	L
5	5	110	2	Kavita Mishra	Daughter	Female	18	Unmarried	12	5	L
6	6	110	3	Ashutosh Mishra	Son	Male	17	Unmarried	10	5	L
7	7	110	4	Aditya Mishra	Son	Male	11	Unmarried	L	5	L
8	8	111	1	Sunita Varma	Wife	Female	55	Married	13	2	60000
9	9	111	2	Akhilesh Varma	Son	Male	15	Unmarried	10	5	L
10	10	114	1	Sandhya Parab	Wife	Female	46	Married	12	1	25000
11	11	114	2	Harshala Parab	Daughter	Female	19	Unmarried	14	5	L
12	12	114	3	Sakshi Parab	Daughter	Female	14	Unmarried	8	5	L
13	13	115	1	Rohini Mithbavkar	Wife	Female	44	Married	13	7	L
14	14	115	2	Ruchitra Mithbavkar	Daughter	Female	18	Unmarried	12	5	L
15	15	115	3	Kanan Mithbavkar	Daughter	Female	13	Unmarried	6	5	L

* Marital status : 'Others' = widows/widower, separated, divorced and abandoned.

** Education : 19 = nursery, 11 = class 11 & 12, 13 = graduation, 14 = technical diploma and 0 = illiterate.

*** Employment : 1 = government service, 2 = private service, 3 = self employed, 4 = casual labour, 5 = student, 6 = pensioner, 7 = housewife, 8 = transfer income & 0 = others (too young or too old to fit into above categories)

Note : transfer incomes refer to incomes of persons who are not employed but receive money from rent, begging, remittances, etc.




Name of Project : MUMBAI METRO LINE 3 (COLABA - BANDRA - SEEPZ)

TABLE A4 : Basic data on commercial establishments

Cont. Sr. No.	Map Sr. No.	Identification No.	Name of Structure Owner	Name of Establishment Owner	Year of Establishment	Name of Activity	Carpet Area (In Sq. Mtrs.)	Annual Turnover (In Rs.)	No. of Employees
1	2	3	4	5	6	7	8	9	10
MAP NO. 24 MAROL NAKA									
1	1	6	Lunkaran Jangid	Lunkaran Jangid	1978	Pragati Industries	24.25	L	4
2	2	7	P.S Varghese	P.S Varghese	1970	M/s Victory Engineering Works	12.96	180000	2
3	3	8	Ramesh Nair	Ramesh Nair	1980	Sandeep Industries	24.96	100000	1
4	4	9	Vinod Tandon	Vinod Tandon	1980	Shri Engineering	33.30	175000	4
5	5	10	Prakash Ramchandra Sawant	Prakash Ramchandra Sawant	1976	R.K Industrjes	37.80	400000	5
6	6	11	Rajesh P Mistry & Nilesh P Mistry	Rajesh P Mistry & Nilesh P Mistry	1985	Shreejee enterprises	37.41	500000	5
7	7	12	S. T. Marian	S. T. Marian	1980	Selvan Metal	38.70	660000	7
8	8	13	Ijaj Shaikh	Ijaj Shaikh	2000	AL Hadid Engineering	33.48	1000000	6
9	9	14	Najmuddin S Tambawala	Najmuddin S Tambawala	1976	Najmi Enterprises	37.20	1000000	7
10	10	15	Sukhdev Kirpal Singh	Sukhdev Kirpal Singh	1978	Gurunanak Industries	22.14	250000	3
11	11	16	Shamsher Singh	Shamsher Singh	1976	Satguru Industries Works	19.10	380000	2
12	12	17	Harshal K Panchal	Harshal K Panchal	1976	Super Fabrication	14.40	550000	5
13	13	18	Pushpa Santosh Mourya	Pushpa Santosh Mourya	1982	Shree Siddhi Industries	9.60	100000	3
14	14	19	Rafique Usman Shaikh	Rafique Usman Shaikh	1985	K.R Engineering	27.90	300000	4
15	15	20	Claudy Rodrigues	Claudy Rodrigues	1982	Kevin Industries	8.40	200000	3
16	16	22	Ramesh Narayan Sawant	Ramesh Narayan Sawant	1982	OM Enterprises	10.80	80000	1
17	17	23	Ravindra Narayan Pawar	Ravindra Narayan Pawar	1976	Zenith Engineering Works	28.83	500000	4
18	18	24	Claudy Rodrigues	Claudy Rodrigues	1981	M/S kevin Industries	27.90	100000-	3
19	19	25	M.S. Kashilingam	M.S. Kashilingam	1978	Jai Ambe Engineering Work	26.97	120000	2
20	20	26	Noor Jahan Shaikh	Noor Jahan Shaikh	1976	National Metal Industries	52.08	80000	1
21	21	28	Azad Ahmed Shaikh	Azad Ahmed Shaikh	1976	National Metal Industries	26.04	100000	1
22	22	29	Ramanlal M Panchal	Ramanlal M Panchal	1978	Jalaram Fabrication & Engineering	26.97	150000	2
23	23	30	Harshad K Panchal	Harshad K Panchal	1976	FINE Fabrication	32.40	300000	5
24	24	31	Ramanlal M Panchal	Ramanlal M Panchal	1978	Jalaram Fabrication & Engineering	38.70	200000	3
25	25	41	Raghubansh R Dubey	Raghubansh R Dubey	1977	Deepti Air System & Fabrication	35.34	800000	8
26	26	42	Srambikal Leon George	Srambikal Leon George	1976	S.K Engineering Works	50.16	800000	3
27	27	43	Chandrashekhar Narayan Sheregar	Chandrashekhar Narayan Sheregar	1975	Laxmi Est.	47.15	500000	1
28	28	49	Gokul R Patida	Gokul R Patida	1972	Santosh Tea House	5.76	40000	6
29	29	50	Ashok Baburao Shinde	Ashok Baburao Shinde	1980	Crown Engineering Works	16.16	200000	2
30	30	51	Sayeeda Bano Nazeer Ustad	Sayeeda Bano Nazeer Ustad	1980	J A Enterprises	7.80	L	2
31	31	54	Nargis Faiyaz Murtuza	Nargis Faiyaz Murtuza	1978	Taxon Fabrication	27.95	L	4
32	32	55	Mohd. Salim Shaikh	Mohd. Salim Shaikh	1990	Zam Zam Hotel	31.62	1000000	1

L = Locked / Non-response

* ID No. 103, 156 and 158 not allowed to undertake measurements on 12-01-2017



Name of Project : MUMBAI METRO LINE 3 (COLABA - BANDRA - SEEPZ)

TABLE A4 : Basic data on commercial establishments

Cont. Sr. No.	Map Sr. No.	Identification No.	Name of Structure Owner	Name of Establishment Owner	Year of Establishment	Name of Activity	Carpet Area (In Sq. Mtrs.)	Annual Turnover (In Rs.)	No. of Employees
1	2	3	4	5	6	7	8	9	10
33	33	56	Yashwant Singh	Yashwant Singh	1975	Pan bidi shop	1.30	50000	1
34	34	57	V K Abdulla Moiddin	V K Abdulla Moiddin	1988	Zam Zam Communication	1.98	150000	1
35	35	58	Mohmmad Vasim	Mohmmad Vasim	1985	Foot Ware Shop	1.32	80000	1
36	36	59	Farzana Vasim Shikh	Farzana Vasim Shikh	2005	Regal Electronics	1.54	100000	1
37	37	60	Mohammad Farahan Hamid	Mohammad Farahan Hamid	1985	Aalam Saloon	2.09	60000	1
38	38	61	Zulfigar Asgarali Manaswala	Zulfigar Asgarali Manaswala	1985	Zam Tools	2.22	50000	1
39	39	62	Shaikh Vasim	Shaikh Vasim	2004	Rahman Wateh Shop	2.25	500000	2
40	40	63	Leela Pujari	Leela Pujari	1990	Ganesh Pan Bidi Shop	3.84	100000	2
41	41	64	Ramesh G Shetty	Ramesh G Shetty	2000	Saipuja Tea Shop	2.38	70000	2
42	42	65	Mubarak Hamju Sande	Mubarak Hamju Sande	1989	Air Flow Engineering	35.02	150000	5
43	43	66	Faiyaz Ali	Faiyaz Ali	1977	Double Star Eng. Work	32.96	350000	2
44	44	67	Tarlok Singh Dadiala	Tarlok Singh Dadiala	1975	G. T. Engineering Works	31.50	5000000	0
45	45	68	Manmeet Kaur Dadiala	Manmeet Kaur Dadiala	1975	Om Shree Sai Engineering Works	32.64	4000000	0
46	46	69	Jatindersingh Bhurji	Jatindersingh Bhurji	1980	Kartar Mechanical Works	34.41	2500000	2
47	47	70	Munshiram R. Sharma	Munshiram R. Sharma	1980	Usha Engineering Works	33.60	1000000	0
48	48	71	Manjitsingh Bhurji (Death) Harvindar Kaur M. Bhurji	Manjitsingh Bhurji (Death) Harvindar Kaur M. Bhurji	1985	Manjit Engineering Works	34.10	500000	0
49	49	72	K.K. Suresh Babu	K.K. Suresh Babu	1986	LIBESH Eng. Works	17.01	L	2
50	50	73	A.P.Balan	A.P.Balan	L	Santosh Enterprises	14.95	L	L
51	51	74	Mohammad Iqbal Shaikh	Mohammad Iqbal Shaikh	1978	Roshan Industries	16.25	L	7
52	52	75	Kirit Himmatlal Dani	Kirit Himmatlal Dani	1990	Purav & MT Industries	7.82	400000	2
53	53	76	Faiyaz Shaikh	Faiyaz Shaikh	1994	Faiyaz Eng. Tools	5.55	500000	3
54	54	77	Tayba Shaikh	Tayba Shaikh	1975	Tayba Enterprise	16.20	200000	1
55	55	78	Tayba Shaikh	Tayba Shaikh	1975	Tayba Enterprises Steel Tools	19.04	250000	2
56	56	79	Abdul Sattar Khan	Abdul Sattar Khan	1965	T G Enterprises Reti & Scrap	24.80	600000	1
57	57	80	Abdul Salam Khan	Abdul Salam Khan	1960	Tayba Enterprises Steel Tools	20.00	1200000	2
58	58	81	Tayba Shaikh	Tayba Shaikh	1965	Tayba Eng. Goods	28.14	1000000	2
59	59	82	Abdul Jabbar Khan	Abdul Jabbar Khan	1975	A J Enterprises	2.40	1000000	1
60	60	83	Abdul Salam Khan	Abdul Salam Khan	1975	Tayba Enterprises	35.10	900000	2
61	61	84	Abdul Mannan	Abdul Mannan	1975	Mehta Garage	33.25	1000000	1
62	62	85	Abdul Mannan	Abdul Mannan	2000	Saloon Shop	4.95	100000	0
63	63	86	Mohammad Mustafa	Mohammad Mustafa	1975	Tayba Steel Corporation	23.92	400000	1
64	64	89	Rajashri Baburao Achrekar	Rajashri Baburao Achrekar	1980	Achrekar shop	2.80	200000	1

L = Locked / Non-response

* ID No. 103, 156 and 158 not allowed to undertake measurements on 12-01-2017




Name of Project : MUMBAI METRO LINE 3 (COLABA - BANDRA - SEEPZ)

TABLE A4 : Basic data on commercial establishments

Cont. Sr. No.	Map Sr. No.	Identification No.	Name of Structure Owner	Name of Establishment Owner	Year of Establishment	Name of Activity	Carpet Area (In Sq. Mtrs.)	Annual Turnover (In Rs.)	No. of Employees
1	2	3	4	5	6	7	8	9	10
65	65	90	Ghulam Hazarat Abdulla	Ghulam Hazarat Abdulla	1980	Marol Chinese Corner	8.10	300000	1
66	66	91	Darshana Rane	Darshana Rane	1980	Shop	1.20	500000	1
67	67	92	Ghulam Hazarat Abdulla	Ghulam Hazarat Abdulla	1980	Sham Sundhar fool shop	3.15	100000	1
68	68	93	Ghulam Hazarat Abdulla	Ghulam Hazarat Abdulla	1981	Fresh milk shake center	2.70	80000	1
69	69	94	Ghulam Hazarat Abdulla	Ghulam Hazarat Abdulla	1980	Zuber Raswanti Gruh	3.55	70000	1
70	70	95	Ghulam Hazarat Abdulla	Ghulam Hazarat Abdulla	1980	Khan pan shop	2.73	50000	1
71	71	96	Ghulam Hazarat Abdulla	Ghulam Hazarat Abdulla	1980	Khan Hello Shop	3.15	80000	1
72	72	97	Ghulam Hazarat Abdulla	Ghulam Hazarat Abdulla	1980	Nagori Tea Center	2.85	40000	1
73	73	98	Ghulam Hazarat Abdulla	Ghulam Hazarat Abdulla	1980	Shubham Raswanthi Center	2.85	100000	1
74	74	99	Ghulam Hazarat Abdulla	Ghulam Hazarat Abdulla	1980	Pan bidi shop	0.56	40000	1
75	75	100	Ghulam Hazarat Abdulla	Ghulam Hazarat Abdulla	1980	Radhye Shyam vada pav center	5.32	60000	1
76	76	101	Jayshree Mahadeo Gawli	Jayshree Mahadeo Gawli	1981	Jayshree Foot Mart	1.20	120000	1
77	77	102	Ghulam Hazarat Abdulla	Ghulam Hazarat Abdulla	1980	Hari om wada pav center	7.41	60000	1
78	78	103	Mohd. Hanif Sorathia	Mohd. Hanif Sorathia	1968	Dawood & Co.	0.00	5000000	2
79	79	119	Ramchandra Bholanath Singh	Ramchandra Bholanath Singh	1973	Communication/Stationary	23.85	3500000	1
80	80	121	Bimala Satyaprakash Gupta	Bimala Satyaprakash Gupta	1971	Hardware	9.60	1000000	1
81	81	122	Bimala Satyaprakash Gupta	Bimala Satyaprakash Gupta	1973	Sale of Pipe and Material	11.88	2500000	1
82	82	124	Ahmed Hussain Kashmiri	Ahmed Hussain Kashmiri	1981	Hardware	5.27	2500000	1
83	83	125	Shankar R. Garvanda	Shankar R. Garvanda	1980	Tours & Travels	6.37	3500000	2
84	84	126	Salma Juzer Amreliwala	Salma Juzer Amreliwala	1993	Ezzi Powery Tools	9.36	1000000	2
85	85	127	Shankar R. Garvanda	Shankar R. Garvanda	1970	Communication Center	13.92	500000	2
86	86	128	Silamkoti Ballaya	Silamkoti Ballaya	1984	Tea & Vadapav shop	13.02	2500000	2
87	87	129	Shankar R. Garvanda	Shankar R. Garvanda	1970	Shankar Travels	13.50	500000	2
88	88	130	Ram Bholanath Singh	Ram Bholanath Singh	1992	Pan Bidi Shop	4.20	800000	1
89	89	131	Giriya Sessappa Poojari	Giriya Sessappa Poojari	1978	Pan Bidi Shop	1.96	1200000	1
90	90	132	Sachin Gaikwad	Sachin Gaikwad	2000	Paper Stall	2.79	100000	0
91	91	133	Aishabi Abdullabhai Khan	Aishabi Abdullabhai Khan	1985	G. A. Hardware & Steel Traders	45.80	2000000	0
92	92	145	Gurnale Singh Jabble	Gurnale Singh Jabble	1985	Metro Mechanical Works	32.70	500000	2
93	93	146	Hemant Purushottam Panchal	Hemant Purushottam Panchal	1980	Dipsun Engineering	29.64	2200000	5
94	94	147	Uriel John Soans	Uriel John Soans	1980	Nanda Engineering Works	31.60	100000	2
95	95	148	Bharatkumar Harkishandas Mistry	Bharatkumar Harkishandas Mistry	1980	Allied Engineering	32.48	300000	1
96	96	149	Hiralal Karsanbhai Choudhary	Hiralal Karsanbhai Choudhary	1985	Vinay Industries	32.50	8000000	5
97	97	150	Rajesh Rambadan Sharma	Rajesh Rambadan Sharma	1975	Rajesh Engineering Works	33.92	2000000	3

L = Locked / Non-response

* ID No. 103, 156 and 158 not allowed to undertake measurements on 12-01-2017



Name of Project : MUMBAI METRO LINE 3 (COLABA - BANDRA - SEEPZ)

TABLE A4 : Basic data on commercial establishments

Cont. Sr. No.	Map Sr. No.	Identification No.	Name of Structure Owner	Name of Establishment Owner	Year of Establishment	Name of Activity	Carpet Area (In Sq. Mtrs.)	Annual Turnover (In Rs.)	No. of Employees
1	2	3	4	5	6	7	8	9	10
98	98	151	K. Hymavathi Ramchandran	K. Hymavathi Ramchandran	1985	Sandeep Moulds & Press Tools	31.57	5000000	0
99	99	152	Laxman Y. Prabhudesai	Laxman Y. Prabhudesai	1985	Uday Engineering	32.86	3000000	3
100	100	153	Mohd. Nasir Abdul Kalam Shaikh	Mohd. Nasir Abdul Kalam Shaikh	1985	Qamar Fabrication Works	32.86	2400000	0
101	101	154	Shailesh Shivram Rao	Shailesh Shivram Rao	1984	Shivram & Brothers	29.87	2500000	3
102	102	155	Yusuf Ibrahim Balbale	Yusuf Ibrahim Balbale	1983	I. B. Engineering	33.20	1000000	3
103	103	156	Vijay Krishna Sharma	Vijay Krishna Sharma	1985	V. K. Engineering Enterprises	31.50	10000000	3
104	104	158	Khatijabi Mohd. Hanif	Khatijabi Mohd. Hanif	1986	Chunawala Associates	0.00	2000000	1

Moghan



Name of Project : MUMBAI METRO LINE 3 (COLABA - BANDRA - SEEPZ)


Table A5 : Baseline socio-economic data of those working in commercial establishments for employees, owners and family members

Cont. Sr. No.	Map Sr. No.	Identif-ication No.	Sr. No.	Name of Employees	Age	Sex	Literacy status	Class attended	Travel time from residence (in minutes)	Monthly Salary (In Rs.)	Nature of work (work status)
1	2	3	4	5	6	7	8	9	10	11	12
MAP NO. 24 MAROL NAKA											
1	1	6	1	Pravin	60	Male	Literate	10	30	L	Worker
2	2	6	2	Bhuperdra	41	Male	Literate	10	15	L	Worker
3	3	6	3	Manpa	45	Male	Literate	10	15	L	Worker
4	4	6	4	Pankaj	35	Male	Literate	8	60	L	Worker
5	5	7	1	Shambu	45	Male	Literate	5	60	12000	Worker
6	6	7	2	Dinesh	20	Male	Literate	14	45	8000	Worker
7	7	8	1	George	50	Male	Literate	10	30	L	Owner
8	8	9	1	Dinesh	25	Male	Literate	10	30	3000	Worker
9	9	9	2	Sonu	24	Male	Literate	10	30	2000	Worker
10	10	9	3	Chitu	22	Male	Literate	10	30	3000	Worker
11	11	9	4	Irfan	22	Male	Literate	10	30	2000	Worker
12	12	10	1	Santosh Nachankar	35	Male	Literate	12	L	13000	Worker
13	13	10	2	Disha Dalavi	24	Male	Literate	14	L	7000	Worker
14	14	10	3	Abdula	28	Male	Literate	10	L	10000	Worker
15	15	10	4	Sunil Salunkhe	32	Male	Literate	8	L	6000	Worker
16	16	11	1	Dhiraj	53	Male	Literate	5	30	6000	Worker
17	17	11	2	Nilesh	22	Male	Literate	8	30	5000	Worker
18	18	11	3	Manoj	22	Male	Literate	13	30	10000	Worker
19	19	11	4	Sanjay	32	Male	Literate	5	30	5000	Worker
20	20	11	5	Dinesh	26	Male	Literate	9	30	5000	Worker
21	21	12	1	Kaluprasad	50	Male	Literate	10	L	7000	Worker

* Class attended : No Information has been recorded for Illiterate persons.

L = Locked / Non- responsive.

Mage



Name of Project : MUMBAI METRO LINE 3 (COLABA - BANDRA - SEEPZ)


Table A5 : Baseline socio-economic data of those working in commercial establishments for employees, owners and family members

Cont. Sr. No.	Map Sr. No.	Identif-ication No.	Sr. No.	Name of Employees	Age	Sex	Literacy status	Class attended	Travel time from residence (in minutes)	Monthly Salary (In Rs.)	Nature of work (work status)
1	2	3	4	5	6	7	8	9	10	11	12
22	22	12	2	Hamiltori	30	Male	Literate	10	L	6000	Worker
23	23	12	3	Sushant	30	Male	Literate	10	L	6000	Worker
24	24	12	4	Ganpati	30	Male	Literate	10	L	6000	Worker
25	25	12	5	Shaipan	25	Male	Literate	10	L	6000	Worker
26	26	12	6	Sandeep	25	Male	Literate	10	L	5000	Worker
27	27	12	7	Dharmesh	25	Male	Literate	10	L	5000	Worker
28	28	13	1	Nabi Shekh	32	Male	Illiterate	0	L	18000	Worker
29	29	13	2	Farman	30	Male	Literate	10	L	15000	Worker
30	30	13	3	Pramod k.	33	Male	Literate	9	L	12000	Worker
31	31	13	4	Ahamad Shekh	35	Male	Literate	8	L	8000	Worker
32	32	13	5	Shehzad Khan	29	Male	Literate	5	L	8000	Worker
33	33	13	6	Faizan Khan	27	Male	Literate	5	L	8000	Worker
34	34	14	1	Ashok	50	Male	Literate	5	30	9000	Worker
35	35	14	2	Iqbal	55	Male	Literate	5	180	12000	Worker
36	36	14	3	Yudvis	52	Male	Illiterate	0	50	11000	Worker
37	37	14	4	Saddaw	22	Male	Literate	5	20	8000	Worker
38	38	14	5	Vedika	30	Female	Literate	10	50	9000	Worker
39	39	14	6	Sameer	28	Male	Illiterate	0	50	8000	Worker
40	40	14	7	Bahadu	28	Male	Illiterate	0	10	7000	Worker
41	41	15	1	Vinod	27	Male	Literate	10	30	5000	Worker
42	42	15	2	Ranjan	22	Male	Literate	10	30	5000	Worker
43	43	15	3	Harshad	22	Male	Literate	10	30	5000	Worker

* Class attended : No Information has been recorded for Illiterate persons.

L = Locked / Non- responsive.

M. J. M.



Name of Project : MUMBAI METRO LINE 3 (COLABA - BANDRA - SEEPZ)


Table A5 : Baseline socio-economic data of those working in commercial establishments for employees, owners and family members

Cont. Sr. No.	Map Sr. No.	Identif-ication No.	Sr. No.	Name of Employees	Age	Sex	Literacy status	Class attended	Travel time from residence (in minutes)	Monthly Salary (In Rs.)	Nature of work (work status)
1	2	3	4	5	6	7	8	9	10	11	12
44	44	16	1	Mukhram	35	Male	Literate	10	60	8000	Worker
45	45	16	2	Sunil	35	Male	Literate	10	60	8000	Worker
46	46	17	1	Nirjan	25	Male	Literate	10	30	5000	Worker
47	47	17	2	Vijaylal	27	Male	Literate	10	30	6000	Worker
48	48	17	3	Aglate	32	Male	Literate	10	30	5000	Worker
49	49	17	4	Shripa	50	Male	Literate	10	30	8000	Worker
50	50	17	5	Montu	27	Male	Literate	10	30	5000	Worker
51	51	18	1	Santosh	31	Male	Literate	10	10	L	Worker
52	52	18	2	Jaiyanta	31	Male	Literate	10	10	6000	Worker
53	53	18	3	Salim	29	Male	Literate	10	30	6000	Worker
54	54	19	1	Joheb s.	30	Male	Literate	13	5	5000	Worker
55	55	19	2	Shoheb	28	Male	Literate	14	5	3000	Worker
56	56	19	3	Atikush	26	Male	Literate	14	5	3000	Worker
57	57	19	4	Rafique	60	Male	Literate	10	5	L	Owner
58	58	20	1	Clauddy	61	Male	Literate	10	30	L	Owner
59	59	20	2	Marlin	25	Male	Literate	10	30	5000	Worker
60	60	20	3	Kevin	31	Male	Literate	13	30	5000	Worker
61	61	22	1	Ramesh	61	Male	Literate	12	20	10000	Owner
62	62	23	1	Shivkumar	35	Male	Literate	10	30	5000	Worker
63	63	23	2	umashankar	35	Male	Literate	10	30	5000	Worker
64	64	23	3	Kshitij	21	Male	Literate	13	30	10000	Worker
65	65	23	4	Shantanu	24	Male	Literate	15	30	10000	Worker

* Class attended : No Information has been recorded for Illiterate persons.

L = Locked / Non- responsive.

Handwritten signature



Name of Project : MUMBAI METRO LINE 3 (COLABA - BANDRA - SEEPZ)

Table A5 : Baseline socio-economic data of those working in commercial establishments for employees, owners and family members

Cont. Sr. No.	Map Sr. No.	Identif-ication No.	Sr. No.	Name of Employees	Age	Sex	Literacy status	Class attended	Travel time from residence (in minutes)	Monthly Salary (In Rs.)	Nature of work (work status)
1	2	3	4	5	6	7	8	9	10	11	12
66	66	24	1	Manish	22	Male	Literate	10	10	5000	Worker
67	67	24	2	Surya Prak	22	Male	Literate	8	15	5000	Worker
68	68	24	3	Alexzendar	60	Male	Literate	10	120	10000	Worker
69	69	25	1	Nijam	35	Male	Literate	10	30	10000	Worker
70	70	25	2	S. Mahaliyam	52	Male	Literate	10	30	10000	Worker
71	71	27	1	Noor Jahan Shaikh	L	Male	L	L	L	L	Owner
72	72	29	1	Ramlal	57	Male	Literate	11	300	L	Owner
73	73	29	2	Prakash	31	Male	Literate	12	300	10000	Worker
74	74	30	1	Arun	37	Male	Literate	10	10	4000	Worker
75	75	30	2	Arif	30	Male	Literate	10	10	4000	Worker
76	76	30	3	Lagan	45	Male	Literate	10	10	5000	Worker
77	77	30	4	Santosh	22	Male	Literate	10	10	3000	Worker
78	78	30	5	Rijwan	22	Male	Literate	10	10	4000	Worker
79	79	31	1	Vasant	52	Male	Literate	12	300	5000	Worker
80	80	31	2	Ramlal	57	Male	Literate	11	300	L	Owner
81	81	31	3	Chetan	33	Male	Literate	10	300	L	Owner
82	82	41	1	Gorakhnna	48	Male	Literate	7	L	6000	Worker
83	83	41	2	Suresh	48	Male	Literate	12	L	6000	Worker
84	84	41	3	Avdhna	60	Male	Literate	10	L	6000	Worker
85	85	41	4	Shailesh	40	Male	Literate	7	L	3000	Worker
86	86	41	5	Sachin	28	Male	Literate	15	L	3000	Worker
87	87	41	6	Ajay	26	Male	Literate	10	L	3000	Worker

* Class attended : No Information has been recorded for Illiterate persons.

L = Locked / Non-responsive.


Name of Project : MUMBAI METRO LINE 3 (COLABA - BANDRA - SEEPZ)

Table A5 : Baseline socio-economic data of those working in commercial establishments for employees, owners and family members

Cont. Sr. No.	Map Sr. No.	Identification No.	Sr. No.	Name of Employees	Age	Sex	Literacy status	Class attended	Travel time from residence (in minutes)	Monthly Salary (In Rs.)	Nature of work (work status)
1	2	3	4	5	6	7	8	9	10	11	12
88	88	41	7	Raghubanesh	62	Male	Literate	13	15	L	Owner
89	89	41	8	Gautam	29	Male	Literate	13	15	5000	Worker
90	90	42	1	Kailas	42	Male	Literate	10	60	5000	Worker
91	91	42	2	Sandeep	30	Male	Literate	10	20	5000	Worker
92	92	42	3	Manoj	24	Male	Literate	10	20	5000	Worker
93	93	43	1	Suresh Aapte	59	Male	Illiterate	0	30	8000	Worker
94	94	49	1	Prakash	28	Male	Literate	12	5	7000	Worker
95	95	49	2	Kalje	50	Male	Literate	5	5	7000	Worker
96	96	49	3	Vasu	25	Male	Literate	6	5	5000	Worker
97	97	49	4	Dinesh	20	Male	Literate	5	5	5000	Worker
98	98	49	5	Ramesh	28	Male	Literate	8	5	5000	Worker
99	99	49	6	Chottu	20	Male	Literate	8	5	5000	Worker
100	100	51	1	Vasidulla Ansari	32	Male	Literate	10	10	8000	Worker
101	101	51	2	Altaf Ansari	48	Male	Literate	10	10	12000	Worker
102	102	54	1	Nargis Faqiyaz Murtuzu	66	Male	Literate	15	10	L	Owner
103	103	54	2	Alpaf	36	Male	Literate	10	10	L	Worker
104	104	54	3	Sanika	30	Female	Literate	13	10	L	Worker
105	105	55	1	Mohd. Salim Shaikh	66	Male	Literate	10	10	40000	Owner
106	106	56	1	Ramanna	40	Male	Illiterate	0	5	L	Owner
107	107	57	1	Tabrej Khan	31	Male	Literate	9	30	L	Owner
108	108	58	1	Laxuman Shetty	60	Male	Literate	5	10	L	Owner
109	109	59	1	Narayan	40	Male	Illiterate	0	5	L	Owner

* Class attended : No Information has been recorded for Illiterate persons.

L = Locked / Non- responsive.



Name of Project : MUMBAI METRO LINE 3 (COLABA - BANDRA - SEEPZ)

Table A5 : Baseline socio-economic data of those working in commercial establishments for employees, owners and family members

Cont. Sr. No.	Map Sr. No.	Identif-ication No.	Sr. No.	Name of Employees	Age	Sex	Literacy status	Class attended	Travel time from residence (in minutes)	Monthly Salary (In Rs.)	Nature of work (work status)
1	2	3	4	5	6	7	8	9	10	11	12
110	110	60	1	Aahhib	22	Male	Literate	9	5	7000	Worker
111	111	61	1	Zalfina	52	Male	Literate	10	10	L	Owner
112	112	62	1	Rama	30	Male	Literate	10	5	5000	Worker
113	113	62	2	Latesh	25	Male	Literate	10	5	5000	Worker
114	114	63	1	Vidyanandan	53	Male	Literate	7	30	L	Owner
115	115	63	2	Pujari	40	Male	Literate	10	30	7000	Worker
116	116	64	1	Ramanna Shetty	52	Male	Literate	5	5	7000	Worker
117	117	64	2	Vaiktaish	37	Male	Literate	5	5	6000	Worker
118	118	65	1	Azad Husen	20	Male	Literate	4	10	5000	Worker
119	119	65	2	Vakil Ansari	23	Male	Literate	3	10	6000	Worker
120	120	65	3	Vinod Gotam	27	Male	Literate	7	30	7000	Worker
121	121	65	4	Ratan Kumar	30	Male	Literate	8	10	8000	Worker
122	122	65	5	Kalin Ullah	32	Male	Literate	5	20	9000	Worker
123	123	66	1	Namdev Viring	46	Male	Literate	8	30	6000	Worker
124	124	66	2	Karan Prajapati	36	Male	Literate	12	90	5700	Worker
125	125	67	1	Tarlok Singh Dadijala	64	Male	Literate	10	30	60000	Owner
126	126	68	1	Manmeet Kaur Dadijala	35	Female	Literate	13	30	50000	Owner
127	127	69	1	Jatindersingh Bhurji	32	Male	Literate	12	15	25000	Owner
128	128	69	2	Khakamsingh	50	Male	Literate	9	30	13000	Worker
129	129	69	3	Subhedar	30	Male	Literate	9	30	10000	Worker
130	130	69	4	Dalbirsingh	67	Male	Literate	10	30	20000	Owners Father
131	131	70	1	Munshiram	78	Male	Literate	14	60	20000	Owner

* Class attended : No Information has been recorded for Illiterate persons.

L = Locked / Non- responsive.


Name of Project : MUMBAI METRO LINE 3 (COLABA - BANDRA - SEEPZ)

Table A5 : Baseline socio-economic data of those working in commercial establishments for employees, owners and family members

Cont. Sr. No.	Map Sr. No.	Identif-ication No.	Sr. No.	Name of Employees	Age	Sex	Literacy status	Class attended	Travel time from residence (in minutes)	Monthly Salary (In Rs.)	Nature of work (work status)
1	2	3	4	5	6	7	8	9	10	11	12
132	132	70	2	Tarunkumar	45	Male	Literate	12	60	20000	Owner Son
133	133	70	3	Arun	40	Male	Literate	12	60	20000	Owner Son
134	134	71	1	Harvinder Kaur M. Bhurji	73	Female	Illiterate	8	60	40000	Owner
135	135	72	1	Atamaram Boti	30	Male	Illiterate	0	30	10000	Worker
136	136	72	2	Suresh Babu	53	Male	Literate	10	5	L	Owner
137	137	74	1	Irfan Shikh	24	Male	Literate	15	5	L	Owner
138	138	74	2	Kevin	22	Male	Literate	10	5	L	Worker
139	139	74	3	Alim	23	Male	Literate	5	30	L	Worker
140	140	74	4	HabiBuddin	20	Male	Literate	7	5	L	Worker
141	141	74	5	Abdual	26	Male	Literate	12	30	L	Worker
142	142	74	6	Nasir	32	Male	Literate	8	60	L	Worker
143	143	74	7	RaSulkhan	27	Male	Literate	9	5	L	Worker
144	144	75	1	Vilas	42	Male	Literate	10	30	6000	Worker
145	145	75	2	Subhash	36	Male	Literate	10	30	8000	Worker
146	146	76	1	Rabi	37	Male	Literate	5	5	5000	Worker
147	147	76	2	Keshav	23	Male	Literate	10	5	8000	Worker
148	148	76	3	Vishnu	21	Male	Literate	12	5	4000	Worker
149	149	77	1	Murli	55	Male	Illiterate	0	5	5000	Worker
150	150	78	1	Mani	50	Male	Illiterate	0	5	10000	Worker
151	151	78	2	Surya	22	Male	Illiterate	0	5	4000	Worker
152	152	79	1	Dalal	50	Male	Literate	10	5	8000	Worker
153	153	80	1	Kashi	28	Male	Literate	10	30	12000	Worker

* Class attended : No Information has been recorded for Illiterate persons.

L = Locked / Non- responsive.




Name of Project : MUMBAI METRO LINE 3 (COLABA - BANDRA - SEEPZ)

Table A5 : Baseline socio-economic data of those working in commercial establishments for employees, owners and family members

Cont. Sr. No.	Map Sr. No.	Identif-ication No.	Sr. No.	Name of Employees	Age	Sex	Literacy status	Class attended	Travel time from residence (in minutes)	Monthly Salary (In Rs.)	Nature of work (work status)
1	2	3	4	5	6	7	8	9	10	11	12
154	154	80	2	Ashok	35	Male	Literate	10	30	10000	Worker
155	155	81	1	Ramesh	39	Male	Illiterate	0	L	5000	Worker
156	156	81	2	Sunny	21	Male	Literate	10	L	8000	Worker
157	157	82	1	Prasad	19	Male	Literate	10	5	4000	Worker
158	158	83	1	Pravin	22	Male	Illiterate	0	5	5000	Worker
159	159	83	2	Kailash	22	Male	Illiterate	0	5	4000	Worker
160	160	84	1	Narad Shail	39	Male	Literate	10	5	5000	Worker
161	161	86	1	Nayan	55	Female	Literate	10	5	8000	Worker
162	162	89	1	Rajashri Baburao Achrekar	60	Female	Literate	10	30	L	Owner
163	163	90	1	Ghulan Hazarat Abduiihah	L	Male	Literate	L	L	L	Owner
165	165	92	1	Ghulan Hazarat Abduiihah	L	Male	Literate	L	L	L	Owner
166	166	93	1	Ghulan Hazarat Abduiihah	L	Male	Literate	L	L	L	Owner
167	167	94	1	Ghulan Hazarat Abduiihah	L	Male	Literate	L	L	L	Owner
168	168	95	1	Ghulan Hazarat Abduiihah	L	Male	Literate	L	L	L	Owner
169	169	96	1	Ghulan Hazarat Abduiihah	L	Male	Literate	L	L	L	Owner
170	170	97	1	Ghulan Hazarat Abduiihah	L	Male	Literate	L	L	L	Owner
171	171	98	1	Ghulan Hazarat Abduiihah	L	Male	Literate	L	L	L	Owner
172	172	99	1	Ghulan Hazarat Abduiihah	L	Male	Literate	L	L	L	Owner
173	173	100	1	Ghulan Hazarat Abduiihah	L	Male	Literate	L	L	L	Owner
174	174	101	1	Jayshree Mahadeo Gawli	L	Male	L	L	L	L	Owner
175	175	102	1	Ghulan Hazarat Abduiihah	L	Male	L	L	L	L	Owner
176	176	103	1	Mohd. Hanif Sorathia	68	Male	Literate	10	10	10000	Owner

* Class attended : No Information has been recorded for Illiterate persons.

L = Locked / Non- responsive.




Name of Project : MUMBAI METRO LINE 3 (COLABA - BANDRA - SEEPZ)

Table A5 : Baseline socio-economic data of those working in commercial establishments for employees, owners and family members

Cont. Sr. No.	Map Sr. No.	Identif-ication No.	Sr. No.	Name of Employees	Age	Sex	Literacy status	Class attended	Travel time from residence (in minutes)	Monthly Salary (In Rs.)	Nature of work (work status)
1	2	3	4	5	6	7	8	9	10	11	12
177	177	103	2	Mohd. Zubair	42	Male	Literate	13	10	50000	Owner Son
178	178	103	3	Khatijabi	58	Female	Literate	5	10	50000	Owner Wife
179	179	119	1	Ramchandra Bholanath Singh	65	Male	Literate	10	60	25000	Owner
180	180	121	1	Bimala Satyaprakash Gupta	67	Female	Literate	7	30	10000	Owner
181	181	121	2	Rakesh Gupta	40	Male	Literate	10	30	10000	Owner Son
182	182	122	1	Bimala Satyaprakash Gupta	67	Female	Literate	7	30	10000	Owner
183	183	124	1	Farhan Khan	23	Male	Literate	10	30	10000	Worker
184	184	125	1	Shankar R. Garvanda	69	Male	Literate	5	120	25000	Owner
185	185	125	2	Shankar Kasaram	45	Male	Literate	10	120	25000	Worker
186	186	126	1	Salma Juzer Amreliwala	43	Female	Literate	15	0	20000	Owner
187	187	126	2	Juzer	53	Male	Literate	15	0	20000	Owner Husband
188	188	126	3	Hussain	30	Male	Literate	15	0	20000	Owner Son
189	189	127	1	Shankar R. Garvanda	69	Male	Literate	5	120	30000	Owner
190	190	127	2	Rajkumar	44	Male	Literate	10	30	10000	Worker
191	191	128	1	Silamkoti Ballaya	65	Female	Literate	5	30	20000	Owner
192	192	128	2	Vijayalakshmi	60	Female	Literate	3	30	20000	Owners Wife
193	193	129	1	Shankar R. Garvanda	69	Male	Literate	5	120	30000	Owner
194	194	129	2	Rajkumar	44	Male	Literate	10	30	10000	Worker
195	195	130	1	Ram Bholanath Singh	60	Male	Literate	10	30	25000	Owner
196	196	131	1	Girija Sessappa Poojari	63	Male	Literate	7	5	15000	Owner
197	197	133	1	Aishabi Abdullabhai Khan	65	Female	Illiterate	0	10	30000	Owner
198	198	133	2	Gulam Hajrat Khan	45	Male	Literate	15	10	35000	Owner Son

* Class attended : No Information has been recorded for Illiterate persons.

L = Locked / Non- responsive.



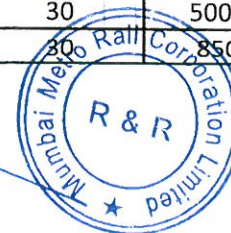
Name of Project : MUMBAI METRO LINE 3 (COLABA - BANDRA - SEEPZ)

Table A5 : Baseline socio-economic data of those working in commercial establishments for employees, owners and family members

Cont. Sr. No.	Map Sr. No.	Identif-ication No.	Sr. No.	Name of Employees	Age	Sex	Literacy status	Class attended	Travel time from residence (in minutes)	Monthly Salary (In Rs.)	Nature of work (work status)
1	2	3	4	5	6	7	8	9	10	11	12
199	199	145	1	Gurnale Singh Jabble	53	Male	Literate	12	60	12000	Owner
200	200	145	2	Babulal	40	Male	Literate	12	15	8000	Worker
201	201	145	3	Bittu	32	Male	Literate	7	15	6000	Worker
202	202	146	1	Hemant Purushottam Panchal	50	Male	Literate	14	30	30000	Owner
203	203	146	2	Deepak Prajapati	27	Male	Literate	14	30	12000	Worker
204	204	146	3	Madhuban Rajbhar	51	Male	Literate	0	30	11000	Worker
205	205	146	4	Rahul Harijan	22	Male	Literate	9	30	7000	Worker
206	206	146	5	Suraj	18	Male	Literate	12	60	7500	Worker
207	207	146	6	Rajkumar	18	Male	Literate	10	30	7500	Worker
208	208	147	1	Uriel John Soans	60	Male	Illiterate	0	15	25000	Owner
209	209	147	2	Pradip Jaiswal	36	Male	Literate	10	15	20000	Worker
210	210	147	3	Alok Jaiswal	33	Male	Literate	10	15	15000	Worker
211	211	148	1	Bharkumar Harkishandas Mistry	61	Male	Literate	14	15	10000	Owner
212	212	148	2	Sheshdhar Jaiswal	36	Male	Literate	10	15	10000	Worker
213	213	149	1	Hiralal Karsanbhai Choudhary	55	Male	Literate	10	30	100000	Owner
214	214	149	2	Shailesh Gautam	32	Male	Literate	7	15	12000	Worker
215	215	149	3	Raju Tambe	31	Male	Literate	9	15	12000	Worker
216	216	149	4	Sanjay Rawal	21	Male	Literate	12	15	10000	Worker
217	217	149	5	Vishnu Thakur	23	Male	Literate	14	15	12000	Worker
218	218	149	6	Savindar	30	Male	Literate	9	15	14000	Worker
219	219	150	1	Rajesh Rambadan Sharma	38	Male	Literate	10	30	50000	Owner
220	220	150	2	Rohit Sharma	26	Male	Literate	8	30	8500	Worker

* Class attended : No Information has been recorded for Illiterate persons.

L = Locked / Non- responsive.




Name of Project : MUMBAI METRO LINE 3 (COLABA - BANDRA - SEEPZ)

Table A5 : Baseline socio-economic data of those working in commercial establishments for employees, owners and family members

Cont. Sr. No.	Map Sr. No.	Identification No.	Sr. No.	Name of Employees	Age	Sex	Literacy status	Class attended	Travel time from residence (in minutes)	Monthly Salary (In Rs.)	Nature of work (work status)
1	2	3	4	5	6	7	8	9	10	11	12
221	221	150	3	Mahesh Mhatre	28	Male	Literate	7	30	9500	Worker
222	222	150	4	Manoj Vishwakarma	26	Male	Literate	10	30	10000	Worker
223	223	151	1	K. Hymavathi Ramchandran	65	Female	Literate	10	15	50000	Owner
224	224	151	2	Santosh	46	Male	Literate	13	15	25000	Owner Son
225	225	151	3	Sajjan	44	Male	Literate	13	15	25000	Owner Son
226	226	151	4	Sandeep	42	Male	Literate	13	15	25000	Owner Son
227	227	152	1	Laxman Y. Prabhudesai	45	Male	Literate	13	60	50000	Owner
228	228	152	2	Sarfaraj Pawaskar	37	Male	Literate	9	30	15000	Worker
229	229	152	3	Mehboob Shaikh	34	Male	Literate	10	15	15000	Worker
230	230	152	4	Shamim Shaikh	38	Male	Literate	10	30	15000	Worker
231	231	153	1	Mohd. Nasir Abdul Kalam Shaikh	48	Male	Literate	10	10	50000	Owner
232	232	154	1	Shailesh Shivram Rao	45	Male	Literate	13	15	40000	Owner
233	233	154	2	Prashant Gurav	36	Male	Literate	10	30	13000	Worker
234	234	154	3	Nandlal Yadav	26	Male	Literate	10	10	13000	Worker
235	235	154	4	Rajeshkumar Jaiswal	20	Male	Literate	8	15	10000	Worker
236	236	155	1	Yusuf Ibrahim Balbale	75	Male	Literate	14	30	50000	Owner
237	237	155	2	Imtiyaz	37	Male	Literate	10	30	20000	Owner Son
238	238	155	3	Riyaz	33	Male	Literate	14	30	20000	Owner Son
239	239	155	4	Aamin	33	Male	Literate	8	15	6000	Worker
240	240	155	5	Jafarullah	52	Male	Literate	10	15	12000	Worker
241	241	155	6	Shahid	22	Male	Literate	13	60	25000	Worker
242	242	156	1	Vijay Krishna Sharma	66	Male	Illiterate	0	15	60000	Owner

* Class attended : No Information has been recorded for Illiterate persons.


L = Lacked / Non- responsive.



Name of Project : MUMBAI METRO LINE 3 (COLABA - BANDRA - SEEPZ)

Table A5 : Baseline socio-economic data of those working in commercial establishments for employees, owners and family members

Cont. Sr. No.	Map Sr. No.	Identif-ication No.	Sr. No.	Name of Employees	Age	Sex	Literacy status	Class attended	Travel time from residence (in minutes)	Monthly Salary (In Rs.)	Nature of work (work status)
1	2	3	4	5	6	7	8	9	10	11	12
243	243	156	2	Arun	38	Male	Literate	12	15	30000	Owner Son
244	244	156	3	T. H. Khan	42	Male	Literate	10	15	15000	Worker
245	245	156	4	Pravin Nerurkar	24	Male	Literate	13	15	20000	Worker
246	246	156	5	Jeeten Patel	44	Male	Literate	14	30	35000	Worker
247	247	158	1	Khatijabi Mohd. Hanif	58	Female	Literate	5	10	50000	Owner




* Class attended : No Information has been recorded for Illiterate persons.

L = Locked / Non- responsive.

Name of Project : METRO LINE 3 (COLABA - BANDRA - SEEPZ)

TABLE B1 : Details of use of structures surveyed

Sr. No.	Use of Structures	No. of Structures	% of Structures
1	2	3	4
Name of Station : Marol Naka			
1	Residential	19	14%
2	Commercial	104	79%
3	Residential – cum – Commercial	0	0%
4	Others	9	7%
	Total	132	100%



[Handwritten signature]