

Mumbai Metro Rail Corporation Ltd.

**Metro Line - 3
(Colaba-Bandra-Seepez)**

List of Certified Baseline Socio - Economic Survey (BSES)

Map No. 10

Mahalaxmi

(Page 1 - 5)

Date : 24/03/2017

1


Name of Project : MUMBAI METRO LINE 3 (COLABA - BANDRA - SEEPZ)

TABLE A1 : Structure-related information (for households only)

Cont. Sr. No.	Map Sr. No.	Identification No.	Name of the Owner	Name of the Occupant of Structure	Type of structure			Carpet Area (In Sq. Mtrs.)	Type of use	Occupancy status	Year of construction
					Roof	Wall	Floor				
1	2	3	4	5	6	7	8	9	10	11	12
MAP NO. 10 MAHALAXMI											
1	1	2	Uttam Krishna Khamkar	Uttam Krishna Khamkar	G. I.	Brick	Tiles	49.69	Resi-cum-Comm	Occupant	1993
2	2	3	Ravindra Mulchand Sahani	Ravindra Mulchand Sahani	G. I.	Brick	Tiles	30.8	Resi-cum-Comm	Occupant	1984
3	3	5	Shiv Shankar Mandir	Shiv Shankar Mandir	G. I.	Brick	Tiles	33.32	Other	Z	1980
4	4	7	Mayuresh Kashinath Raut	Mayuresh Kashinath Raut	G. I.	Brick	Tiles	9.29	Residential	Occupant	1980
5	5	8	Jaggu Prasad Chavan	Jaggu Prasad Chavan	G. I.	Brick	Tiles	18.58	Residential	Occupant	1994
6	6	12	Ramkumar Ramlal Tiwari	Ramkumar Ramlal Tiwari	G. I.	Brick	Tiles	10.54	Residential	Occupant	L
7	7	13	Radheshyam Jaiswal	Radheshyam Jaiswal	G. I.	Brick	Tiles	13.93	Residential	Occupant	1994
8	14	51	Bal Gopal Navratrotsav Mandal	Bal Gopal Navratrotsav Mandal	RCC	Brick	Tiles	38.55	Other	Z	1970

* Type of Use : Res - cum - Comm = Res-cum-Commercial.

** Occupant = Owner, L = Locked/Non-responsive and Z = 'Other' structures.



Handwritten signature and date: 24/03/2017

* Type of Use : Res - cum - Comm = Res-cum-Commercial.

** Occupant = Owner, L = Locked/Non-responsive and Z = 'Other' structures.

2

Name of Project : MUMBAI METRO LINE 3 (COLABA - BANDRA - SEEPZ)

TABLE A2 : Household level Baseline Socio-Economic Data

Cont. Sr. No.	Map Sr. No.	Identi-fication No.	Name of Head of Household	Sex	Tenure status	Caste	Mother Tongue	Family Size	Type of Family	No. of Married Couples	Monthly House-hold Income (Rs.)	Monthly per capita Income (Rs.)	Vulne-rable Cate-gory
1	2	3	4	5	6	7	8	9	10	11	12	13	14
MAP NO. 10 MAHALAXMI													
1	1	2	Uttam Krishna Khamkar	Male	Owner	General	Marathi	4	Joint	1	L	L	4
2	2	3	Ravindra Mulchand Sahani	Male	Owner	General	Hindi	2	Joint	1	15000	7500	4
3	3	7	Mayuresh Kashinath Raut	Male	Owner	General	Marathi	2	Joint	1	L	L	L
4	4	8	Jaggu Prasad Chavan	Male	Owner	General	Marathi	4	Joint	1	60000	15000	4
5	5	12	Ramkumar Ramlal Tiwari	Male	Owner	General	Hindi	L	L	L	L	L	L
6	6	13	Radheshyam Jaiswal	Male	Owner	General	Hindi	3	Joint	2	10000	3333	2

* Caste : Refers only to Hindus. 'Others' refers to households which are not Hindu. L = Locked/Non-responsive


** Couple = 0 There are no couples in these houses.

*** 1 : Households below the monthly household income of Rs. 2,500.

2 : Women-headed households not having male of above 21 years.

3 : Women-headed household having income upto Rs. 5,000 per month.

4 : Not vulnerable (including income reported).

Handwritten signature
21/3/2019


Name of Project : MUMBAI METRO LINE 3 (COLABA - BANDRA - SEEPZ)

TABLE A3 : Socio economic profile of PAPs (for individuals)


Cont. Sr. No.	Map Sr. No.	Identif-ication No.	Sr. No.	Name of the Individual	Relation with Head of Household	Sex	Age	Marital Status	Education	Employment	Monthly Income (In Rs.)
1	2	3	4	5	6	7	8	9	10	11	12
MAP NO. 10 MAHALAXMI											
1	1	2	1	Uttam Krishna Khamkar	HOH	Male	68	Married	L	L	L
2	2	2	1	Vijaya Khamkar	Wife	Female	64	Married	7	L	L
3	3	2	2	Omkar Khamkar	Son	Male	6	Unmarried	L	L	L
4	4	2	3	Raj Khamkar	Son	Male	4	Unmarried	L	L	L
5	5	3	1	Ravindra Mulchand Sahani	HOH	Male	40	Married	13	2	15000
6	6	3	2	Gayatridevi	Mother	Female	62	Married	10	L	L
7	7	3	3	Seema Sahani	Daughter-in-law	Female	32	Married	12	L	L
8	8	3	4	Simran Sahani	Grand Son	Male	15	Unmarried	L	L	L
9	9	7	1	Mayuresh Kashinath Raut	HOH	Male	30	Married	14	2	L
10	10	7	2	Mrunal Raut	Wife	Female	28	Married	13	7	L
11	11	8	1	Jaggu Prasad Chavan	HOH	Male	39	Married	6	3	60000
12	12	8	2	Savitridevi Chavan	Wife	Female	34	Married	2	L	L
13	13	8	3	Akshay Kumar Chavan	Son	Male	17	Unmarried	10	L	L
14	14	8	4	Ajay Kumar Chavan	Son	Male	14	Unmarried	7	L	L
15	15	12	1	Ramkumar Ramlal Tiwari	HOH	Male	L	L	L	L	L
16	16	13	1	Radheshyam Jaiswal	HOH	Male	55	Married	10	2	10000
17	17	13	2	Ramesh Singh	Brother	Male	40	Married	10		7000
18	18	13	3	Samarjeet Singh	Brother	Male	30	Married	5	2	9000

* Marital status : 'Others' = widows/widower, separated, divorced and abandoned.

** Education : 19 = nursery, 11 = class 11 & 12, 13 = graduation, 14 = technical diploma and 0 = illiterate.

*** Employment : 1 = government service, 2 = private service, 3 = self employed, 4 = casual labour, 5 = student, 6 = pensioner, 7 = housewife, 8 = transfer income & 0 = others (too young or too old to fit into above categories)

Note : transfer incomes refer to incomes of persons who are not employed but receive money from rent, begging, remittances, etc.



4

Name of Project : MUMBAI METRO LINE 3 (COLABA - BANDRA - SEEPZ)

TABLE A4 : Basic data on commercial establishments

Cont. Sr. No.	Map Sr. No.	Identif-ication No.	Name of Structure Owner	Name of Establishment Owner	Year of Establ-ishment	Name of Activity	Carpet Area (In Sq. Mtrs.)	Annual Turnover (In Rs.)	No. of Employees
1	2	3	4	5	6	7	8	9	10
MAP NO. 10 MAHALAXMI									
1	1	1	Rajesh Uttam Khamkar	Rajesh Uttam Khamkar	1995	Chintamani Marbal Murty Art	13.93	100000	1
2	2	2	Uttam Krishna Khamkar	Uttam Krishna Khamkar	1993	Chintamani Marbal Murty Art	49.69	120000	2
3	3	3	Gayatridevi Mulchand Sahani	Gayatridevi Mulchand Sahani	1980	Tea Shop	30.8	120000	2
4	4	6	Ashok Chavan	Ashok Chavan	1980	Shree Sidhivinayak Marbal Mandir Art	10.81	100000	5
5	5	9	Jagdamba Rajpat Pande	Jagdamba Rajpat Pande	1921	Jagdamba pande Gressing Work	8.25	120000	3
6	6	10	Lokpatidevi Panchu Chavan	Lokpatidevi Panchu Chavan	1990	Sai Siddhi Break Linear	10.39	250000	2
7	7	11	Elizabeth John Salians	Elizabeth John Salians	1952	Durga Auto Parts	7.75	125000	2
8	8	14	Tanaji Chavan	Tanaji Chavan	1995	Shree Sidhivinayak Marbal Mandir Art	18.59	L	4

L = Locked / Non-response



Mumbai Metro Rail Corporation Limited
R & R

5

Name of Project : MUMBAI METRO LINE 3 (COLABA - BANDRA - SEEPZ)

Table A5 : Baseline socio-economic data of those working in commercial establishments for employees, owners and family members

Cont. Sr. No.	Map Sr. No.	Identification No.	Sr. No.	Name of Employees	Age	Sex	Literacy status	Class attended	Travel time from residence (in minutes)	Monthly Salary (In Rs.)	Nature of work (work status)
1	2	3	4	5	6	7	8	9	10	11	12
MAP NO. 10 MAHALAXMI											
1	1	2	1	Ashok	49	Male	Literate	10	L	5000	Worker
2	2	2	2	Dipak	38	Male	Literate	10	L	5000	Worker
3	3	3	1	Gayatridevi Mulchand Sahani	62	Female	Literate	10	L	L	Owner
4	4	3	2	Kanti Joshi	28	Male	Literate	5	L	1600	Worker
5	5	6	1	Jitu	28	Male	Literate	10	5	6000	Worker
6	6	6	2	Sandeep	30	Male	Literate	10	10	3000	Worker
7	7	6	3	Pradip	39	Male	Literate	10	3	3000	Worker
8	8	6	4	Dada Shinde	35	Male	Literate	7	20	3000	Worker
9	9	6	5	Aappa Chavan	28	Male	Literate	15	5	3000	Worker
10	10	9	1	Ishwar Jagdamba Pande	43	Male	Literate	10	L	L	Owner Son
11	11	9	2	Suhas Jayshwar	25	Male	Literate	5	L	4000	Worker
12	12	9	3	Kamlesh Jayeshwar	26	Male	Literate	5	L	4000	Worker
13	13	10	1	Lokpatidevi Chavan	68	Female	Illiterate	0	L	5000	Owner
14	14	11	1	Elizabe John Salians	45	Male	Literate	15	L	3000	Owner
15	15	11	2	Uday Shetty	36	Male	Literate	15	L	3000	Worker
16	16	14	1	Ganesh	26	Male	Literate	7	L	3500	Worker
17	17	14	2	Balu	30	Male	Literate	9	L	3000	Worker
18	18	14	3	Vaibhav	28	Male	Literate	10	L	3500	Worker
19	19	14	4	Gautam	32	Male	Literate	9	L	3000	Worker



* Class attended : No Information has been recorded for Illiterate persons.
L = Locked / Non- responsive.