

Mumbai Metro Rail Corporation Ltd.

Metro Line - 3

(Colaba-Bandra-SEEPZ)

List of Certified Baseline Socio - Economic Survey (BSES)

Map No. 20 A

AGRIPADA


(PAGE NO- 1 TO 11)

1

Name of Project : MUMBAI METRO LINE 3 (COLABA - BANDRA - SEEPZ)

TABLE A1 : Structure-related information (for households only)

Cont. Sr. No.	Map Sr. No.	Identification No.	Name of the Owner	Name of the Occupant of Structure	Type of structure			Carpet Area (In Sq. Mtrs.)	Type of use	Occupancy status	Year of construction
					Roof	Wall	Floor				
1	2	3	4	5	6	7	8	9	10	11	12
MAP NO. 20A AGRIPADA											
1	1	2	Pramod Kumar Kamlakant Dubey	Pramod Kumar Kamlakant Dubey	G. I.	Brick	Tiles	8.92	Residential	Occupant	1995
2	2	3	Kewalpati Shyamlal Gupta	Kewalpati Shyamlal Gupta	G. I.	Brick	Tiles	19.5	Resi-cum-Comm	Occupant	1980
3	3	5	Kalimata Mandir	Kalimata Mandir	G. I.	Brick	Tiles	25.15	Other	Z	1995
4	4	6	Hirawati Vijaynarayan Tiwari	Hirawati Vijaynarayan Tiwari	G. I.	Brick	Tiles	13.13	Residential	Occupant	1980
5	5	7	Avinash Shymalal Gupta	Avinash Shymalal Gupta	G. I.	Brick	Tiles	7.84	Residential	Occupant	1985
6	6	8	Sunil Shyamlal Gupta	Sunil Shyamlal Gupta	G. I.	Brick	Tiles	7.76	Residential	Occupant	1980
7	7	9	Chotelal Pyarelal Varma	Chotelal Pyarelal Varma	G. I.	Brick	Tiles	12.43	Residential	Occupant	1995
8	8	10	Amodnarayan Vijaynarayan Tiwari	Amodnarayan Vijaynarayan Tiwari	G. I.	Brick	Tiles	12.11	Resi-cum-Comm	Occupant	1981
9	9	12	Shatrughna Alopiprasad Verma	Shatrughna Alopiprasad Verma	G. I.	Brick	Tiles	10.85	Residential	Occupant	1990
10	10	13	Yadav Parasnath Ramchandra	Yadav Parasnath Ramchandra	G. I.	Brick	Tiles	5.6	Residential	Occupant	1999
11	11	17	Ramratidevi Harilal Sharma	Ramratidevi Harilal Sharma	G. I.	Brick	Tiles	9.19	Residential	Occupant	1990
12	12	18	Phuladevi Rambatohi Mistri	Phuladevi Rambatohi Mistri	G. I.	Brick	Tiles	10.7	Residential	Occupant	1986
13	13	19	Lalaji Ankalesh Narayan	Lalaji Ankalesh Narayan	G. I.	Brick	Tiles	9.38	Residential	Occupant	2000
14	14	20	Subayya Konar	Subayya Konar	G. I.	Brick	Tiles	6.25	Residential	Occupant	1999
15	15	21	Konar Subayya Awadappa	Konar Subayya Awadappa	G. I.	Brick	Tiles	5.98	Residential	Occupant	1999
16	16	22	Shriram Jahali Yadav	Shriram Jahali Yadav	G. I.	Brick	Tiles	7.46	Residential	Occupant	1980
17	17	25	Ramai Sujabali Lodh	Ramai Sujabali Lodh	G. I.	Brick	Tiles	14.76	Resi-cum-Comm	Occupant	L
18	18	28	Shivnarayan R. Gupta	Shivnarayan R. Gupta	G. I.	Brick	Tiles	6.83	Residential	Occupant	1990
19	19	29	Rajkumar R. Gupta	Rajkumar R. Gupta	G. I.	Brick	Tiles	10.99	Residential	Occupant	2000
20	20	30	Chaturbhai Wagari	Chaturbhai Wagari	G. I.	Brick	Tiles	6.68	Residential	Occupant	1990
21	21	31	Rajkumar S. Gupta	Rajkumar S. Gupta	G. I.	Brick	Tiles	6.1	Residential	Occupant	1990
22	22	36	Laxmi Sahebrao Jadhav	Laxmi Sahebrao Jadhav	G. I.	Brick	Tiles	6.17	Residential	Occupant	1980
23	23	37	Subhash Sahebrao Jadhav	Subhash Sahebrao Jadhav	G. I.	Brick	Tiles	5.07	Residential	Occupant	1990
24	24	38	Kanta Prasad Gupta	Kanta Prasad Gupta	G. I.	Brick	Tiles	13.27	Residential	Occupant	2000
25	25	39	Mohd. Yunus Nazar Mohd.	Mohd. Yunus Nazar Mohd.	G. I.	Brick	Tiles	5.94	Resi-cum-Comm	Occupant	1980
26	26	40	Aminakhatoon Mohd. Aslam Shaikh	Aminakhatoon Mohd. Aslam Shaikh	G. I.	Brick	Tiles	5.94	Residential	Occupant	1985
27	27	42	Sureshchandra Ramdas Jaiswar	Sureshchandra Ramdas Jaiswar	G. I.	Brick	Tiles	7.43	Residential	Occupant	1990
28	28	43	Bharatiya Janata Party Office	Bharatiya Janata Party Office	G. I.	Brick	Tiles	16.72	Other	Z	1995
29	29	44	Bharatiya Sanskrutik Mandal	Bharatiya Sanskrutik Mandal	G. I.	Brick	Tiles	55.74	Other	Z	2005



[Handwritten signature]

* Type of Use : Res - cum - Comm = Res-cum-Commercial.

** Occupant = Owner, L = Locked/Non-responsive and Z = 'Other' structures.

Name of Project : MUMBAI METRO LINE 3 (COLABA - BANDRA - SEEPZ)

TABLE A2 : Household level Baseline Socio-Economic Data

Cont. Sr. No.	Map Sr. No.	Identi-fication No.	Name of Head of Household	Sex	Tenure status	Caste	Mother Tongue	Family Size	Type of Family	No. of Married Couples	Monthly House-hold Income (Rs.)	Monthly per capita Income (Rs.)	Vulne-rable Cate-gory
1	2	3	4	5	6	7	8	9	10	11	12	13	14
MAP NO. 20A AGRIPADA													
1	1	2	Pramod Kumar Kamlakant Dubey	Male	Owner	OBC	Hindi	8	Joint	0	50000	4645	4
2	2	3	Kewalpati Shyamlal Gupta	Male	Owner	General	Hindi	2	Joint	0	L	L	4
3	3	6	Hirawati Vijaynarayan Tiwari	Female	Owner	General	Hindi	2	Joint	1	7000	3500	4
4	4	7	Avinash Shymalal Gupta	Male	Owner	General	Hindi	3	Joint	1	10000	L	4
5	5	8	Sunil Shyamalal Gupta	Male	Owner	General	Hindi	5	Joint	1	15000	L	4
6	6	9	Chotelal Pyarelal Varma	Male	Owner	General	Hindi	5	Joint	1	6000	L	4
7	7	10	Amodnarayan Vijaynarayan Tiwari	Male	Owner	General	Hindi	5	Joint	1	5000	L	4
8	8	12	Shatrughna Alopiprasad Verma	Male	Owner	OBC	Hindi	9	Joint	2	25000	L	4
9	9	13	Yadav Parasnath Ramchandra	Male	Owner	General	Hindi	7	Joint	2	45000	L	4
10	10	17	Ramratidevi Harilal Sharma	Female	Owner	General	Hindi	9	Joint	1	30000	L	4
11	11	18	Phuladevi Rambatohi Mistri	Female	Owner	General	Hindi	3	Nuclear	0	5000	1650	4
12	12	19	Lalaji Ankalesh Narayan	Male	Owner	General	Hindi	3	Joint	0	50000	16667	4
13	13	20	Subayya Konar	Male	Owner	General	Tamil	4	Joint	1	15000	3750	4
14	14	21	Konar Subayya Awadappa	Male	Owner	General	Tamil	5	Joint	1	12000	2400	4
15	15	22	Shriram Jahali Yadav	Male	Owner	General	Hindi	6	Joint	2	25000	4167	4
16	16	25	Ramai Sujabali Lodh	Male	Owner	General	Hindi	4	Joint	2	12000	3000	4
17	17	28	Shivnarayan R. Gupta	Male	Owner	General	Hindi	6	Joint	3	16000	2667	4
18	18	29	Rajkumar R. Gupta	Male	Owner	L	L	L	L	L	L	L	L
19	19	30	Chaturbhai Wagari	Male	Owner	L	L	L	L	L	L	L	L
20	20	31	Rajkumar S. Gupta	Male	Owner	L	L	L	L	L	L	L	L
21	21	36	Laxmi Sahebrao Jadhav	Female	Owner	SC	Marathi	5	Joint	1	13000	2600	4
22	22	37	Subhash Sahebrao Jadhav	Male	Owner	SC	Marathi	6	Joint	1	7000	1167	4
23	23	38	Kanta Prasad Gupta	Male	Owner	L	L	L	L	L	L	L	L
24	24	39	Mohd. Yunus Nazar Mohd.	Male	Owner	General	Hindi	6	Joint	0	20000	3333	4
25	25	40	Amnakhatoon Mohd. Aslam Shaikh	Female	Owner	General	Hindi	2	Nuclear	0	22000	11000	4
26	26	42	Sureshchandra Ramdas Jaiswar	Male	Owner	OBC	Hindi	8	Joint	3	30000	3750	4




Name of Project : MUMBAI METRO LINE 3 (COLABA - BANDRA - SEEPZ)

TABLE A2 : Household level Baseline Socio-Economic Data

Cont. Sr. No.	Map Sr. No.	Identi-fication No.	Name of Head of Household	Sex	Tenure status	Caste	Mother Tongue	Family Size	Type of Family	No. of Married Couples	Monthly House-hold Income (Rs.)	Monthly per capita Income (Rs.)	Vulne-rable Cate-gory	
1	2	3	4	5	6	7	8	9	10	11	12	13	14	
						*					**			***

- * Caste : Refers only to Hindus. 'Others' refers to households which are not Hindu. L = Locked/Non-responsive
- ** Couple = 0 There are no couples in these houses.
- *** 1 : Households below the monthly household income of Rs. 2,500.
- 2 : Women-headed household not having male of above 21 years.
- 3 : Women-headed household having income upto Rs. 5,000 per month.
- 4 : Not vulnerable (including income reported).




Handwritten signature in blue ink.

Name of Project : MUMBAI METRO LINE 3 (COLABA - BANDRA - SEEPZ)

TABLE A3 : Socio economic profile of PAPs (for individuals)

Cont. Sr. No.	Map Sr. No.	Identif-ication No.	Sr. No.	Name of the Individual	Relation with Head of Household	Sex	Age	Marital Status	Education	Employment	Monthly Income (In Rs.)
1	2	3	4	5	6	7	8	9	10	11	12
MAP NO. 20A AGRIPADA											
1	1	2	1	Pramod Kumar Kamlakant Dubey	Hoh	Male	42	Married	11	2	10000
2	2	2	2	Mamta P Dubey	Wife	Female	40	Married	8	7	0
3	3	2	3	Vikrant	Son	Male	15	Unmarried	10	0	0
4	4	2	4	Vishal	Son	Male	21	Unmarried	15	0	0
5	5	2	5	Manoj	Brother	Male	35	Married	8	2	10000
6	6	2	6	Vinod	Brother	Male	37	Married	8	2	10000
7	7	2	7	Jitendra	Brother	Male	33	Unmarried	7	2	10000
8	8	2	8	Dharmendra	Brother	Male	31	Unmarried	7	2	10000
9	9	3	1	Kewalpati Shyamlal Gupta	HOH	Male	55	Married	0	3	L
10	10	3	2	Sunny Gupta	Son	Male	22	Unmarried	10	L	L
11	11	6	1	Hirawati Vijaynarayan Tiwari	HOH	Female	61	Married	0	7	L
12	12	6	2	Vijaynarayan Tiwari	Husband	Male	70	Married	5	3	7000
13	13	7	1	Avinash Shyamlal Gupta	HOH	Male	26	Married	10	2	10000
14	14	7	2	Rinki Gupta	Wife	Female	24	Married	10	7	L
15	15	7	3	Wikal Gupta	Son	Male	1.6	Unmarried	0	0	0
16	16	8	1	Sunil Shyamlal Gupta	HOH	Male	30	Married	14	3	15000
17	17	8	2	Shushma Gupta	Wife	Female	28	Married	10	7	L
18	18	8	3	Aryan Gupta	Son	Male	10	Unmarried	0	0	L
19	19	8	4	Arpit Gupta	Son	Male	8	Unmarried	2	5	L
20	20	8	5	Viddhi Gupta	Daughter	Female	2	Unmarried	0	0	L
21	21	9	1	Chotelal Pyarelal Varma	HOH	Male	60	Married	9	L	L
22	22	9	2	Ruprani Varma	Wife	Female	50	Married	0	7	L
23	23	9	3	Rajkumar Varma	Son	Male	30	Married	8	2	6000
24	24	9	4	Shul Varma	Daughter-in-law	Female	28	Married	8	7	L
25	25	9	5	Anmol Varma	Grand Son	Male	2	Unmarried	0	0	0
26	26	9	6	Amodnarayan Vijaynarayan Tiwari	HOH	Male	40	Married	8	3	L



Name of Project : MUMBAI METRO LINE 3 (COLABA - BANDRA - SEEPZ)

TABLE A3 : Socio economic profile of PAPs (for individuals)


Cont. Sr. No.	Map Sr. No.	Identif-ication No.	Sr. No.	Name of the Individual	Relation with Head of Household	Sex	Age	Marital Status	Education	Employment	Monthly Income (In Rs.)
1	2	3	4	5	6	7	8	9	10	11	12
27	27	10	2	Puspadevi Tiwari	Wife	Female	38	Married	0	7	L
28	28	10	3	Ashish Tiwari	Son	Male	19	Married	8	2	5000
29	29	10	4	Prathmesh Tiwari	Son	Male	16	Unmarried	10	5	L
30	30	10	5	Shubham Tiwari	Son	Male	12	Unmarried	6	5	L
31	31	12	1	Shatrughna Alopiprasad Verma	HOH	Male	42	Married	14	2	15000
32	32	12	2	Jamunadevi Verma	Mother	Female	58	Widow	0	7	L
33	33	12	3	Nirmaladevi Verma	Wife	Female	40	Married	8	7	L
34	34	12	4	Devidin Verma	Brother	Male	40	Married	8	2	10000
35	35	12	5	Anitadevi Verma	Sister	Female	35	Married	8	7	L
36	36	12	6	Nilu Verma	Sister in law	Female	15	Unmarried	12	5	L
37	37	12	7	Ritu Verma	Sister in law	Female	13	Unmarried	9	5	L
38	38	12	8	Aman Verma	Son	Male	12	Unmarried	7	5	L
39	39	12	9	Anamika Verma	Daughter	Female	9	Unmarried	5	5	L
40	40	13	1	Yadav Parasnath Ramchandra	HOH	Male	52	Married	12	3	20000
41	41	13	2	Anaradevi Yadav	Wife	Female	48	Married	0	7	L
42	42	13	3	Rekha Yadav	Daughter	Female	30	Married	10	7	L
43	43	13	4	Sarvjit Yadav	Brother	Male	35	Married	10	3	15000
44	44	13	5	Sanjay Yadav	Son	Male	25	Married	10	2	10000
45	45	13	6	Nisha Yadav	Daughter-in-law	Female	22	Married	12	7	L
46	46	13	7	Rudhr Yadav	Son-in-law	Male	7	Unmarried	1	5	L
47	47	17	1	Ramratidevi Harilal Sharma	HOH	Female	55	Widow	0	3	15000
48	48	17	2	Mohit Sharma	Son	Male	33	Married	10	3	15000
49	49	17	3	Kusum Sharma	Daughter-in-law	Female	30	Married	10	7	L
50	50	17	4	Shivam Sharma	Son-in-law	Male	6	Unmarried	1	5	L
51	51	17	5	Sushama Sharma	Daughter-in-law	Female	8	Unmarried	2	5	L
52	52	17	6	Arush Sharma	Son-in-law	Male	0.1	Unmarried	0	0	L
53	53	17	7	Asha Sharma	Daughter-in-law	Female	40	Widow	0	7	L



Name of Project : MUMBAI METRO LINE 3 (COLABA - BANDRA - SEEPZ)

TABLE A3 : Socio economic profile of PAPs (for individuals)

Cont. Sr. No.	Map Sr. No.	Identif-ication No.	Sr. No.	Name of the Individual	Relation with Head of Household	Sex	Age	Marital Status	Education	Employment	Monthly Income (In Rs.)
1	2	3	4	5	6	7	8	9	10	11	12
54	54	17	8	Sujit Sharma	Son-in-law	Male	19	Unmarried	14	5	L
55	55	17	9	Sujata Sharma	Daughter-in-law	Female	17	Unmarried	12	5	L
56	56	18	1	Phuladevi Rambatohi Mistri	Hoh	Female	66	Married	0	7	0
57	57	18	2	Rambatohi	Husband	Male	69	Married	10	2	5000
58	58	18	3	Kailasdevi	Daughter	Female	45	Married	5	7	0
59	59	19	1	Lalaji Ankalesh Narayan	HOH	Male	55	Married	0	3	15000
60	60	19	2	Shalesh Lalaji	Brother	Male	45	Married	8	3	20000
61	61	19	3	Suresh Lalaji	Brother	Male	35	Married	8	3	15000
62	62	20	1	Subayya Konar	HOH	Male	43	Married	0	2	15000
63	63	20	2	S Laxmi Konar	Wife	Female	39	Married	0	7	L
64	64	20	3	S Komabi Konar	Daughter	Female	20	Unmarried	10	5	L
65	65	20	4	K Aliraj Konar	Son	Male	11	Unmarried	6	5	L
66	66	21	1	Konar Subayya Awadappa	HOH	Male	46	Married	5	2	12000
67	67	21	2	S Manarashi Konar	Wife	Female	37	Married	0	7	L
68	68	21	3	Gopi Konar	Son	Male	19	Unmarried	12	5	L
69	69	21	4	Vadivanshim Konar	Son	Male	15	Unmarried	10	5	L
70	70	21	5	Sudha Konar	Daughter	Female	12	Unmarried	8	5	L
71	71	22	1	Shriram Jahali Yadav	HOH	Male	70	Married	0	2	10000
72	72	22	2	Kevaladevi Yadav	Wife	Female	65	Married	0	7	L
73	73	22	3	Mahendra Yadav	Son	Male	35	Married	9	3	15000
74	74	22	4	Chnadrkala Yadav	Daughter-in-law	Female	25	Married	8	7	L
75	75	22	5	Shimran Yadav	Daughter	Female	11	Unmarried	5	5	L
76	76	22	6	Naman Yadav	Son-in-law	Male	5	Unmarried	1	5	L
77	77	25	1	Ramaj Sujabali Lodh	HOH	Male	55	Married	0	3	7000
78	78	25		Ramkhilana Lodh	Wife	Female	50	Married	0	7	L
79	79	25		Prakash Lodh	Son	Male	21	Married	10	3	5000
80	80	25		Punam Lodh	Daughter-in-law	Female	18	Married	10	7	L



Handwritten signature in blue ink.

Name of Project : MUMBAI METRO LINE 3 (COLABA - BANDRA - SEEPZ)

TABLE A3 : Socio economic profile of PAPs (for individuals)

Cont. Sr. No.	Map Sr. No.	Identification No.	Sr. No.	Name of the Individual	Relation with Head of Household	Sex	Age	Marital Status	Education	Employment	Monthly Income (In Rs.)
1	2	3	4	5	6	7	8	9	10	11	12
81	81	28	1	Shivnarayan R. Gupta	HOH	Male	49	Married	14	3	8000
82	82	28	2	Anitadevi Gupta	Wife	Female	45	Married	7	7	L
83	83	28	3	Lalchandra Gupta	Son	Male	28	Married	14	3	4000
84	84	28	4	Tirthraj Gupta	Son	Male	26	Married	10	3	4000
85	85	28	5	Shima Gupta	Daughter-in-law	Female	24	Married	14	7	L
86	86	28	6	Sradha Gupta	Daughter-in-law	Female	22	Married	14	7	L
87	87	29	1	Rajkumar R. Gupta	HOH	Male	L	L	L	L	L
88	88	30	1	Chaturbhai Wagari	HOH	Male	L	L	L	L	L
89	89	31	1	Rajkumar S. Gupta	HOH	Male	L	L	L	L	L
90	90	36	1	Laxmi Sahebrao Jadhav	HOH	Female	65	Widow	0	7	L
91	91	36	2	Baban Jadhav	Son	Male	39	Married	8	2	13000
92	92	36	3	Indu Jadhav	Daughter-in-law	Female	30	Married	7	7	L
93	93	36	4	Nilesh Jadhav	Son-in-law	Male	14	Unmarried	9	5	L
94	94	36	5	Rushi Jadhav	Son-in-law	Male	12	Unmarried	7	5	L
95	95	37	1	Subhash Sahebrao Jadhav	HOH	Male	50	Married	3	2	7000
96	96	37	2	Sushila Jadhav	Wife	Female	45	Married	3	7	L
97	97	37	3	Yeshodhara Jadhav	Daughter	Female	18	Unmarried	14	5	L
98	98	37	4	Arati Jadhav	Daughter	Female	16	Unmarried	9	5	L
99	99	37	5	Swati Jadhav	Daughter	Female	14	Unmarried	9	5	L
100	100	37	6	Vishal Jadhav	Son	Male	12	Unmarried	7	5	L
101	101	38	1	Kanta Prasad Gupta	HOH	Male	L	L	L	L	L
102	102	39	1	Mohd. Yunus Nazar Mohd.	HOH	Male	50	Married	2	3	20000
103	103	39	2	Samsun	Wife	Female	45	Married	3	7	0
104	104	39	3	Aslam	Son	Male	19	Unmarried	12	0	0
105	105	39	4	Hamida	Daughter	Female	20	Unmarried	10	0	0
106	106	39		Famida	Daughter	Female	18	Unmarried	10	0	0
107	107	39		Heena	Daughter	Female	17	Unmarried	10	0	0



Mega

Name of Project : MUMBAI METRO LINE 3 (COLABA - BANDRA - SEEPZ)

TABLE A3 : Socio economic profile of PAPs (for individuals)

Cont. Sr. No.	Map Sr. No.	Identif-ication No.	Sr. No.	Name of the Individual	Relation with Head of Household	Sex	Age	Marital Status	Education	Employment	Monthly Income (In Rs.)
1	2	3	4	5	6	7	8	9	10	11	12
108	108	40	1	Aminakhatoon Mohd. Aslam Shaikh	HOH	Female	54	Married	12	3	10000
109	109	40	2	Asif	Son	Male	34	Married	13	2	12000
110	110	42	1	Sureshchandra Ramdas Jaiswar	HOH	Male	56	Married	2	0	0
111	111	42	2	Shobhavati	Wife	Female	50	Married	0	7	0
112	112	42	3	Virendrakumar	Brother	Male	54	Married	2	2	10000
113	113	42	4	Devendra	Brother	Male	52	Married	2	2	10000
114	114	42	5	Dilipkumar	Son	Male	38	Married	12	2	10000
115	115	42	6	Rita	Daughter-in-law	Female	32	Married	8	7	0
116	116	42	7	Karan Dilipkumar Jaiswar	Grand Son	Male	10	Unmarried	5	5	0
117	117	42	8	Aarushi	Grand Daughter	Female	8	Unmarried	3	5	0

* Marital status : 'Others' = widows/widower, separated, divorced and abandoned.

** Education : 19 = nursery, 11 = class 11 & 12, 13 = graduation, 14 = technical diploma and 0 = illiterate.

*** Employment : 1 = government service, 2 = private service, 3 = self employed, 4 = casual labour, 5 = student, 6 = pensioner, 7 = housewife, 8 = transfer income & 0 = others (too young or too old to fit into above categories)


Note : transfer incomes refer to incomes of persons who are not employed but receive money from rent, begging, remittances, etc.



Name of Project : MUMBAI METRO LINE 3 (COLABA - BANDRA - SEEPZ)

TABLE A4 : Basic data on commercial establishments

Cont. Sr. No.	Map Sr. No.	Identif-ication No.	Name of Structure Owner	Name of Establishment Owner	Year of Establ-ishment	Name of Activity	Carpet Area (In Sq. Mtrs.)	Annual Turnover (In Rs.)	No. of Employees
1	2	3	4	5	6	7	8	9	10
MAP NO. 20A AGRIPADA									
1	1	1	Ram Milan Vishwakarma	Ram Milan Vishwakarma	1980	Vinod Agency	21.76	L	1
2	2	3	Kewalpati Shyamlal Gupta	Kewalpati Shyamlal Gupta	1980	Gupta oil & Soap shop	19.5	L	1
3	3	4	Vijaynarayan R. Tiwari	Vijaynarayan R. Tiwari	1991	Vijay Auto Works	17.4	L	3
4	4	10	Amodnarayan Vijaynarayan Tiwari	Amodnarayan Vijaynarayan Tiwari	1981	Vijay Stores & Pan Shop	12.11	L	1
5	5	11	Nirmaladevi Manilal Jain	Nirmaladevi Manilal Jain	1980	Laxmi Metal & Paper Mart	6.88	L	1
6	6	14	Yadav Parasnath Ramchandra	Yadav Parasnath Ramchandra	1989	New Maharashtra Tea & Cold Drinks	10.42	25000	1
7	7	15	Niraj Kailash Rajbhar	Niraj Kailash Rajbhar	1999	Chana Bhandar	6.67	L	1
8	8	16	Ramratidevi Harilal Sharma	Ramratidevi Harilal Sharma	1990	Sharma Bhangarwala	7.46	15000	1
9	9	23	Yadav Mahendra Shriram	Yadav Mahendra Shriram	2000	Yadav Watch Repairing	2.03	15000	1
10	10	24	Kewlaram Yadav	Kewlaram Yadav	1990	M/S Shriram Yadav Groc Shop	4.59	15000	1
11	11	25	Ramai Sujabali Lodh	Ramai Sujabali Lodh	1990	Kamai Solth	14.76	L	1
12	12	26	Ramavtar M. Gupta	Ramavtar M. Gupta	1990	Gupta Kirana Stores	25.79	96000	2
13	13	27	Shivnarayan R. Gupta	Shivnarayan R. Gupta	1990	Gupta General Stores	20.35	84000	2
14	14	32	Satyanarayan Dwarkaprasad Gupta	Satyanarayan Dwarkaprasad Gupta	1990	Jai Ambe Electronics	9.02	100000	1
15	15	33	Hanifabi Shaikh Badruddin	Hanifabi Shaikh Badruddin	2000	Chicken Shop	8.18	L	1
16	16	34	Mohd. Salim Naseer Khan	Mohd. Salim Naseer Khan	2000	Salim Timber Mart	11.87	L	1
17	17	35	Mohd. Salim Naseer Khan	Mohd. Salim Naseer Khan	2000	Salim Timber Mart	4.75	L	1
18	18	39	Mohd. Yunus Nazar Mohd.	Mohd. Yunus Nazar Mohd.	1980	Prakash Hair Cutting Saloon	5.94	L	0
19	19		Pawan Hiralal Jain/Mahavir Hiralal Jain/Rajkumar Hiralal Jain	Pawan Hiralal Jain/Mahavir Hiralal Jain/Rajkumar Hiralal Jain	1987	Godown	3.00	L	0



Handwritten signature in blue ink.

Name of Project : MUMBAI METRO LINE 3 (COLABA - BANDRA - SEEPZ)

Table A5 : Baseline socio-economic data of those working in commercial establishments for employees, owners and family members

Cont. Sr. No.	Map Sr. No.	Identif-ication No.	Sr. No.	Name of Employees	Age	Sex	Literacy status	Class attended	Travel time from residence (in minutes)	Monthly Salary (In Rs.)	Nature of work (work status)
1	2	3	4	5	6	7	8	9	10	11	12
MAP NO. 20A AGRIPADA											
1	1	1	1	Ram Milan Vishwakarma	65	Male	Literate	L	0	L	Owner
2	2	3	1	Kewalpati Shyamlal Gupta	55	Male	Illiterate	0	0	L	Owner
3	3	4	1	Vijaynarayan R. Tiwari	75	Male	Literate	L	L	L	Owner
4	4	4	2	Darshan Yadav	23	Male	Literate	14	60	5000	Worker
5	5	4	3	Rahul Yadav	20	Male	Literate	10	60	4000	Worker
6	6	10	1	Amodnarayan Vijaynarayan Tiwari	40	Male	Literate	8	0	L	Owner
7	7	11	1	Nirmaladevi Manilal Jain	48	Female	Literate	5	10	L	Owner
8	8	14	1	Yadav Parasnath Ramchandra	52	Male	Literate	12	0	L	Owner
9	9	15	1	Niraj Kailash Rajbhar	42	Male	Literate	10	0	5000	Owner
10	10	16	1	Ramratidevi Harilal Sharma	55	Female	Illiterate	0	0	L	Owner
11	11	23	1	Yadav Mahendra Shriram	35	Male	Literate	8	0	5000	Owner
12	12	24	1	Kewlaram Yadav	65	Female	Illiterate	0	0	5000	Owner
13	13	25	1	Ramai Sujabali Lodh	55	Male	Illiterate	0	0	5000	Owner
14	14	26	1	Ramavtar M. Gupta	73	Male	Literate	8	0	5000	Owner
15	15	26	2	Lalachand Gupta	27	Male	Literate	14	0	5000	Worker
16	16	27	1	Shivnarayan R. Gupta	49	Male	Literate	14	0	5000	Owner
17	17	27	2	Tirthraj Gupta	26	Male	Literate	10	0	5000	Worker
18	18	32	1	Satyanarayan Dwarkaprasad Gupta	52	Male	Literate	10	0	5000	Owner
19	19	33	1	Hanifabi Shaikh Badruddin	55	Male	Illiterate	0	0	5000	Owner
20	20	34	1	Mohd. Salim Naseer Khan	L	Male	L	L	L	L	Owner
21	21	35	1	Mohd. Salim Naseer Khan	L	Male	L	L	L	L	Owner

* Class attended : No information has been recorded for illiterate persons.

L = Locked / Non-responsive




[Handwritten signature]

Name of Project : MUMBAI METRO LINE 3 (COLABA - BANDRA - SEEPZ)

Table A5 : Baseline socio-economic data of those working in commercial establishments for employees, owners and family members

Cont. Sr. No.	Map Sr. No.	Identification No.	Sr. No.	Name of Employees	Age	Sex	Literacy status	Class attended	Travel time from residence (in minutes)	Monthly Salary (In Rs.)	Nature of work (work status)
1	2	3	4	5	6	7	8	9	10	11	12
22	22	39	1	Mohd. Yunus Nazar Mohd.	50	Male	Literate	2	0	20000	owner
23	23		1	Pawan Hiralal Jain/Mahavir Hiralal Jain/Rajkumar Hiralal Jain	45/43 /40	Male	Literate	8	0	32000	Owner



[Handwritten signature]

* Class attended : No Information has been recorded for Illiterate persons.

L = Locked / Non-responsive.

